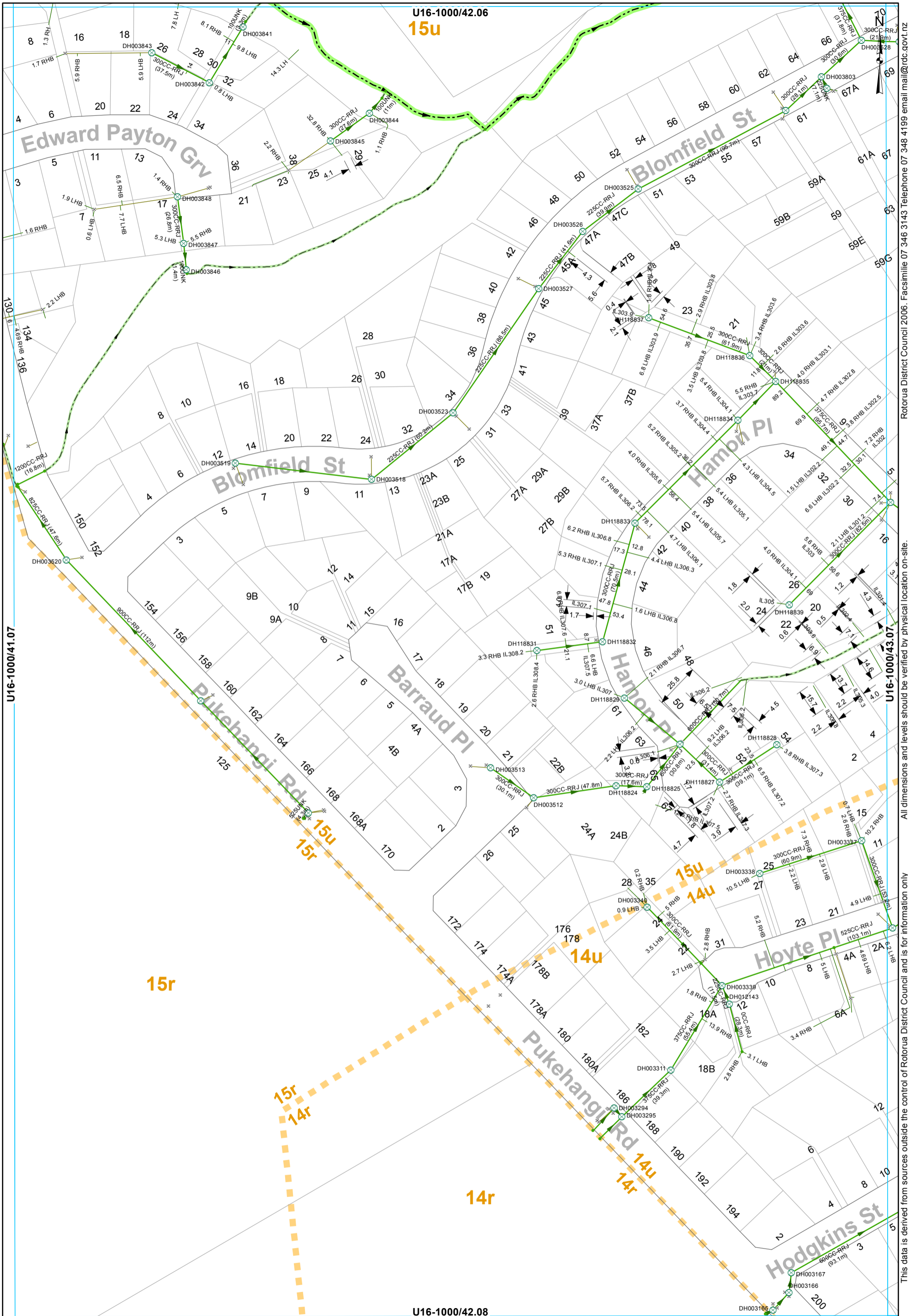


Storm Water Asbuilt Sheet Index
 SWCatchment 14r





All dimensions and levels should be verified by physical location on-site.

This data is derived from sources outside the control of Rotorua District Council and is for information only

Rotorua District Council 2006. Facsimile 07 346 3143 Telephone 07 348 4199 email mail@rdc.govt.nz

- ⊗ SWManhole
- ⊗ SWInlet
- Node
- Headwall Structure
- Open Drain
- - - Stream
- Culvert
- Gravity Main
- SWServiceline
- SWServiceline
- SWLead
- Catchment Boundary

STORMWATER SERVICES
1:2000 @ A3 - (U16-1000/42.07)

U16-1000/42.08

U16-1000/42.06
15u

15r

15r
14r

14r

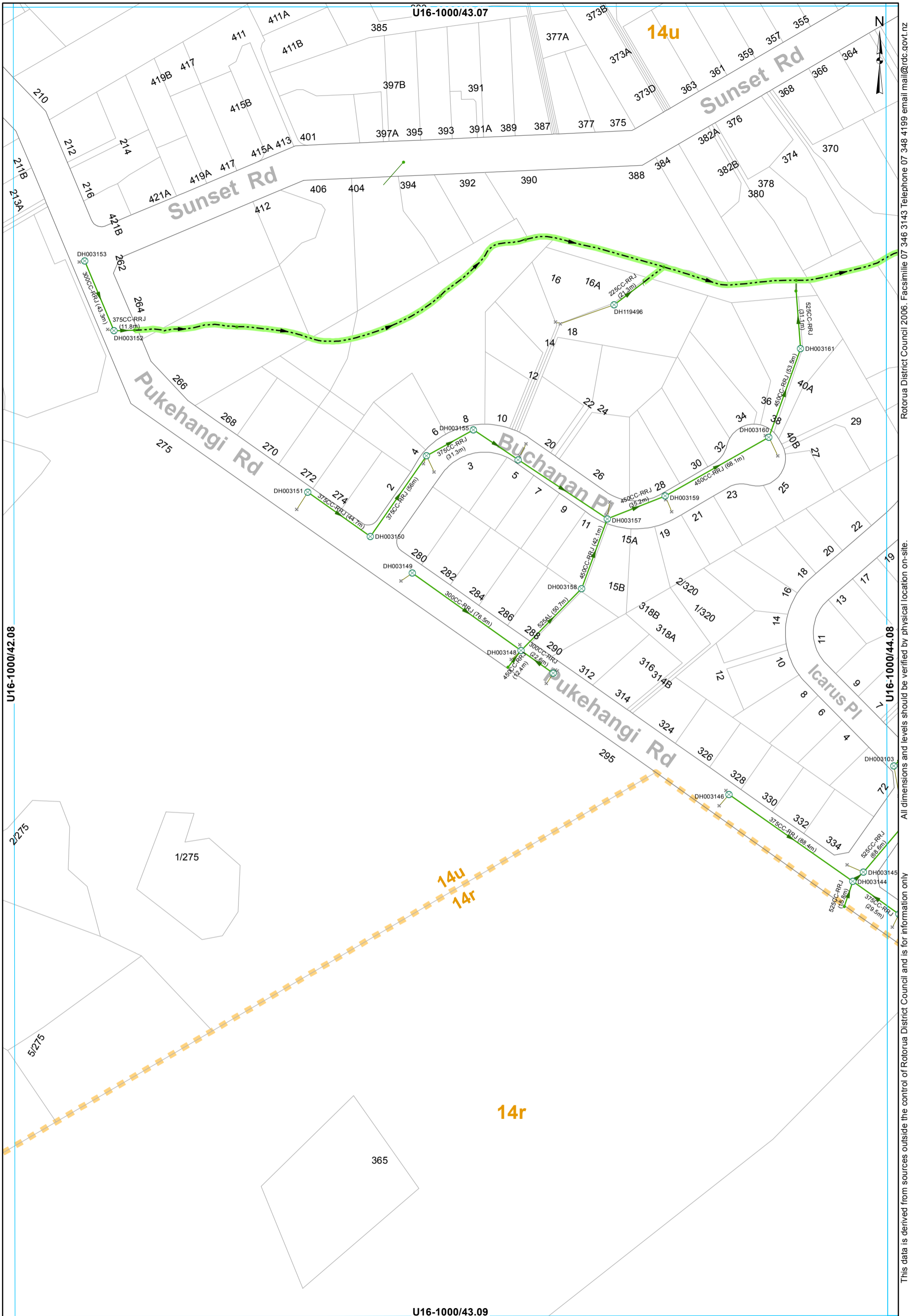
14u
14r

15u
14u

14u

15u
15r



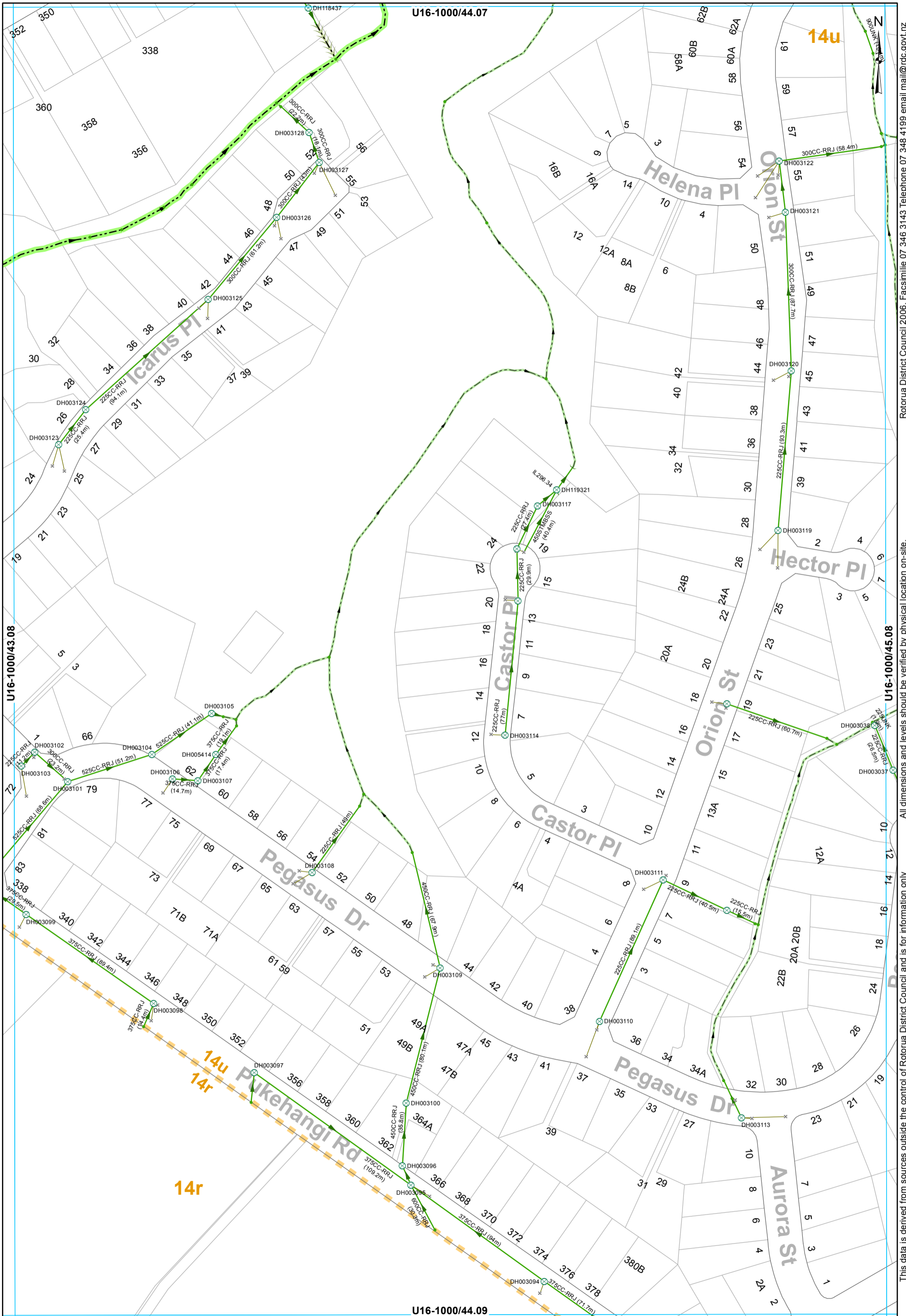


All dimensions and levels should be verified by physical location on-site. This data is derived from sources outside the control of Rotorua District Council and is for information only.

Rotorua District Council 2006. Facsimile 07 346 3143 Telephone 07 348 4199 email mail@rdc.govt.nz

- ⊗ SWManhole
- × SWInlet
- Node
- Headwall Structure
- Open Drain
- Stream
- Gravity Main
- SWServiceline
- SWServiceline
- SWLead
- Catchment Boundary

STORMWATER SERVICES
1:2000 @ A3 - (U16-1000/43.08)



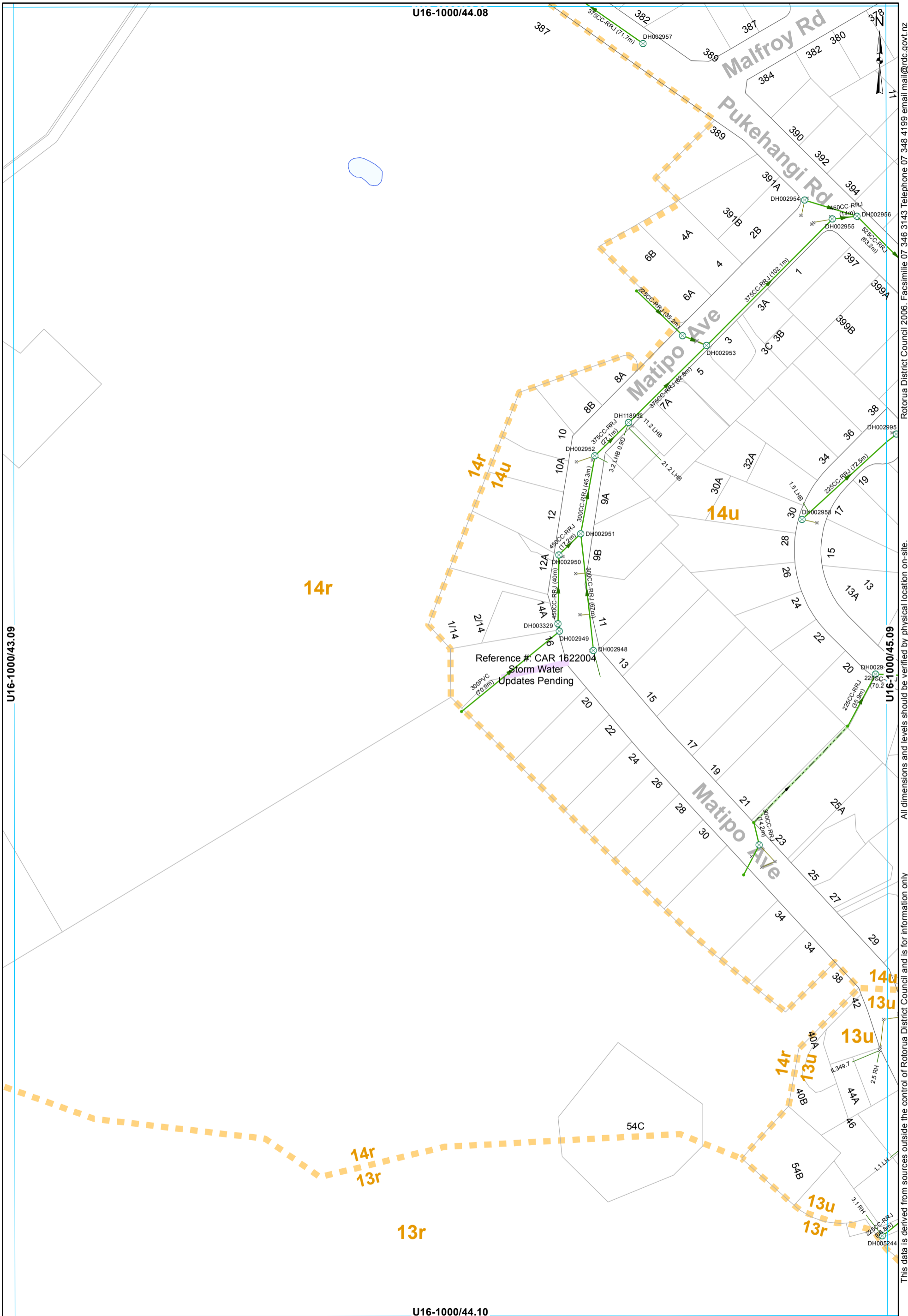
- ⊗ SWManhole
- × SWInlet
- Node
- Headwall Structure
- Open Drain
- Overland Flow
- Stream
- Culvert
- Gravity Main
- SWServiceline
- SWServiceline
- SWLead
- Catchment Boundary

STORMWATER SERVICES
1:2000 @ A3 - (U16-1000/44.08)

This data is derived from sources outside the control of Rotorua District Council and is for information only

All dimensions and levels should be verified by physical location on-site.

Rotorua District Council 2006. Facsimile 07 346 3143 Telephone 07 348 4199 email mail@rdc.govt.nz



U16-1000/43.09

U16-1000/44.08

U16-1000/45.09

U16-1000/44.10

- ⊗ SWManhole
- ⊗ Open Drain
- Culvert
- SWServiceline
- ⊗ SWInlet
- Gravity Main
- SWServiceline
- Node
- SWLead
- Catchment Boundary

STORMWATER SERVICES
1:2000 @ A3 - (U16-1000/44.09)

All dimensions and levels outside the control of Rotorua District Council and is for information only. Rotorua District Council 2006. Facsimile 07 346 3143 Telephone 07 348 4199 email mail@rdc.govt.nz