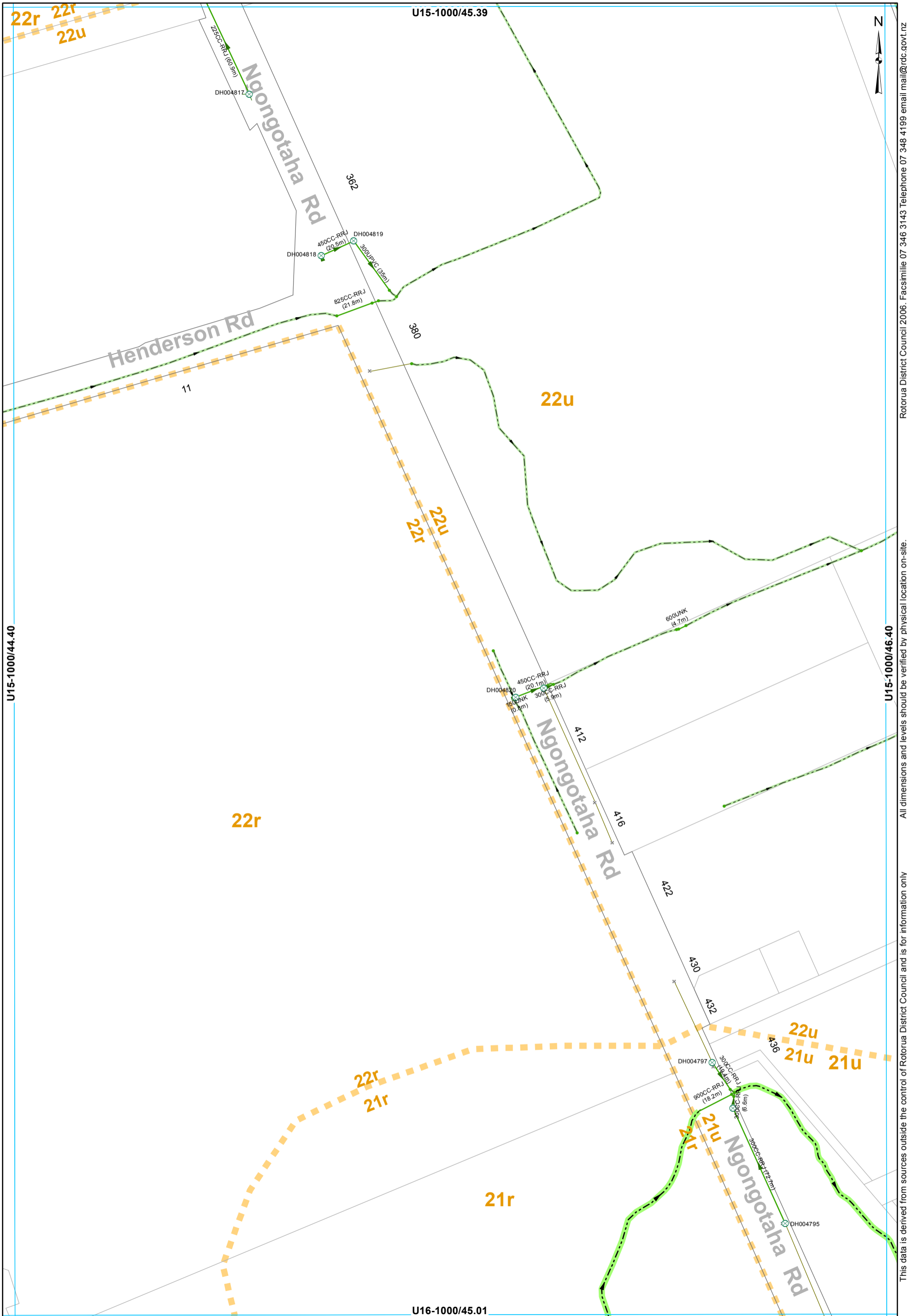


Storm Water Asbuilt Sheet Index
SW Catchment 21r





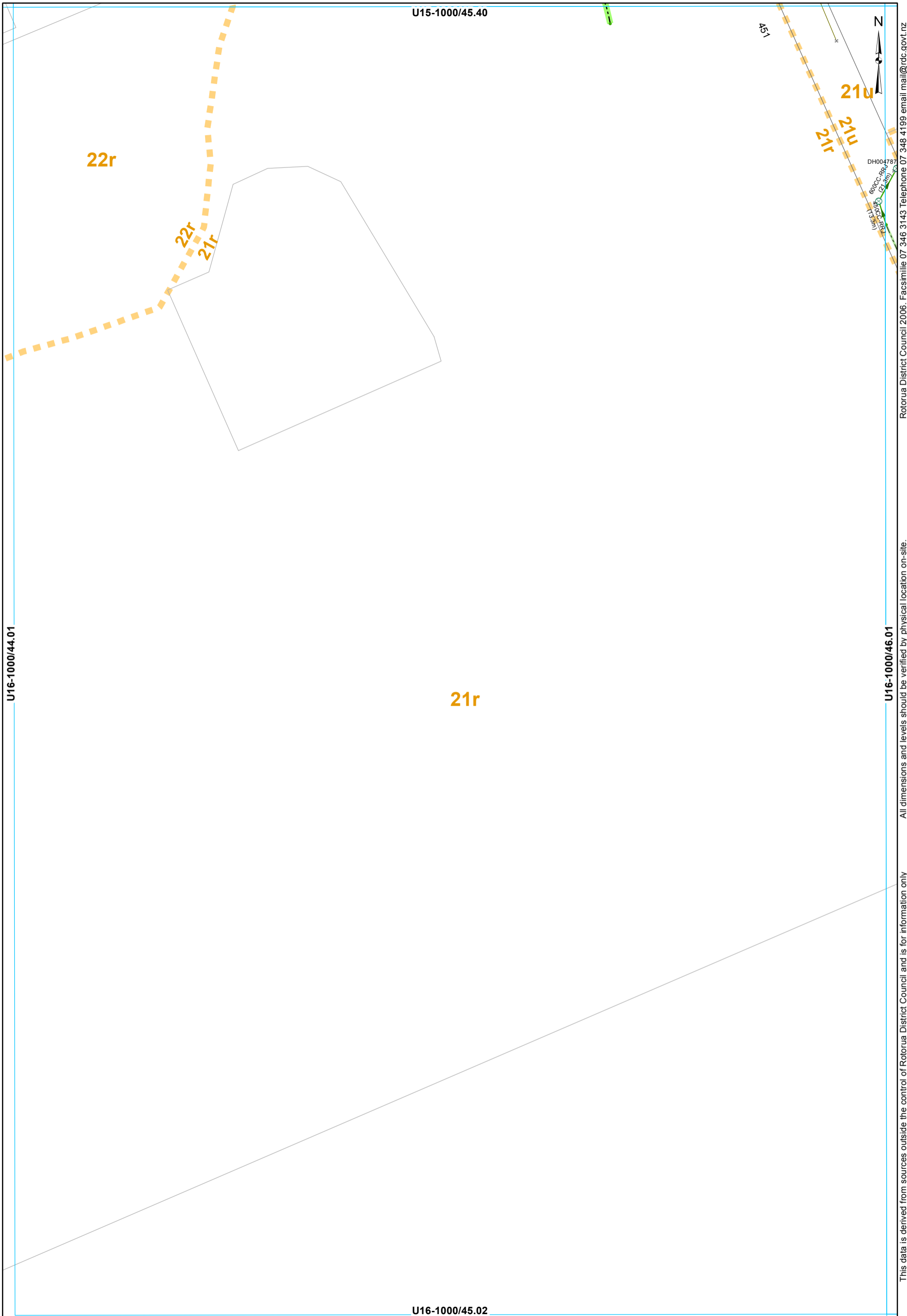
- ⊗ SWManhole
- × SWInlet
- Node
- Headwall Structure
- Open Drain
- Stream
- Culvert
- Gravity Main
- SWServiceiline
- SWServiceiline
- SWLead
- Catchment Boundary

STORMWATER SERVICES
1:2000 @ A3 - (U15-1000/45.40)

This data is derived from sources outside the control of Rotorua District Council and is for information only

All dimensions and levels should be verified by physical location on-site.

Rotorua District Council 2006. Facsimile 07 346 3143 Telephone 07 348 4199 email mail@rdc.govt.nz

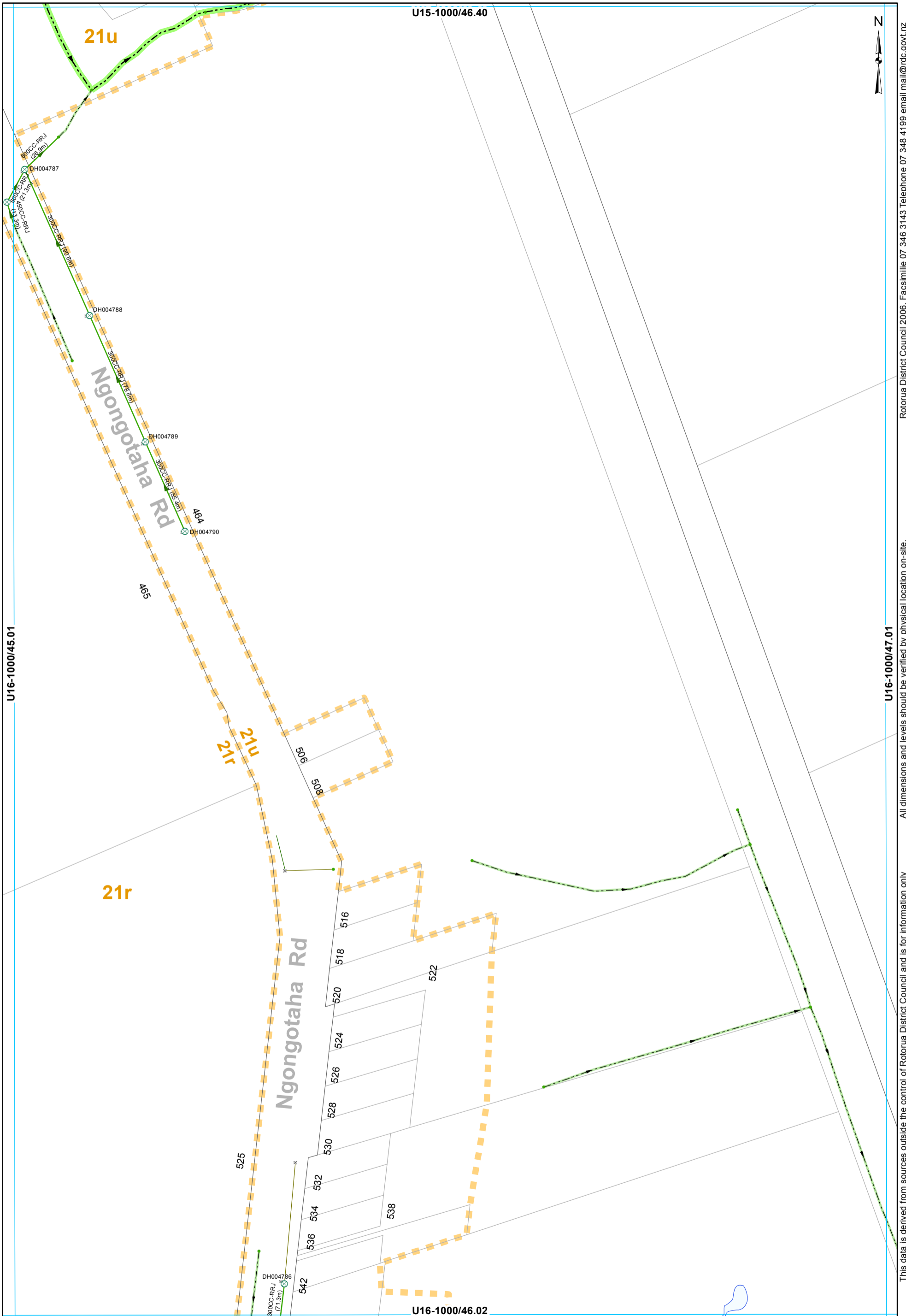


- ⊗ SWManhole
- × SWInlet
- Node
- Open Drain
- Stream
- Gravity Main
- SWLead
- Catchment Boundary

STORMWATER SERVICES
 1:2000 @ A3 - (U16-1000/45.01)

This data is derived from sources outside the control of Rotorua District Council and is for information only. All dimensions and levels should be verified by physical location on-site.

Rotorua District Council 2006. Facsimile 07 346 3143 Telephone 07 348 4199 email mail@rdc.govt.nz



- ⊗ SWManhole
- × SWInlet
- Node
- Open Drain
- Stream
- Gravity Main
- SWServiceline
- SWLead
- Catchment Boundary

STORMWATER SERVICES
1:2000 @ A3 - (U16-1000/46.01)

This data is derived from sources outside the control of Rotorua District Council and is for information only

All dimensions and levels should be verified by physical location on-site.

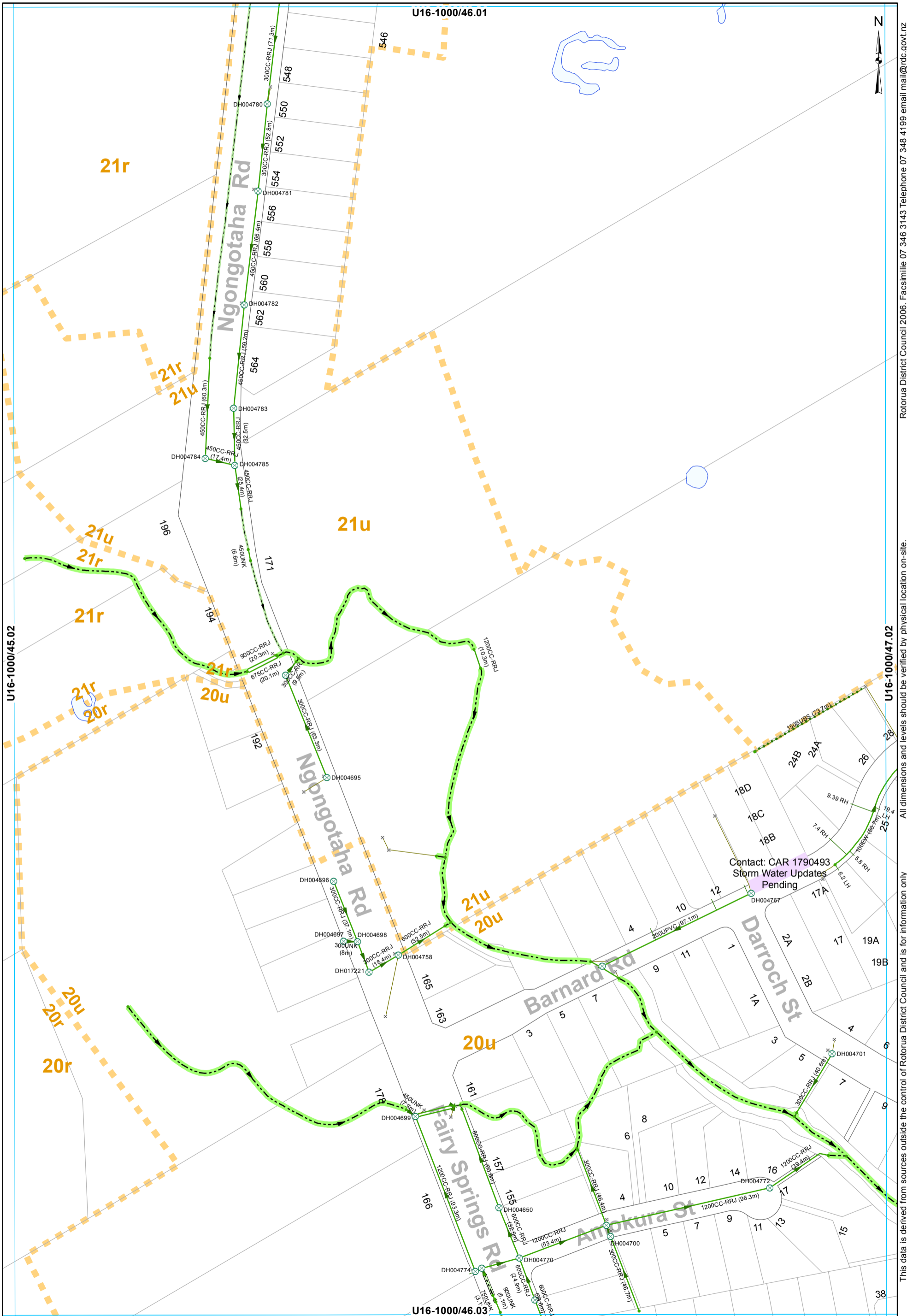
Rotorua District Council 2006. Facsimile 07 346 3143 Telephone 07 348 4199 email mail@rdc.govt.nz

U16-1000/45.01

U16-1000/47.01

U15-1000/46.40

U16-1000/46.02



- ⊗ SWManhole
- × SWInlet
- Node
- ▬ Lined Channel
- ▬ Open Drain
- ▬ Stream
- ▬ Culvert
- ▬ Gravity Main
- ▬ Subsoil Drain
- ▬ SWServiceline
- ▬ SWServiceline
- ▬ SWLead
- ▬ Catchment Boundary

STORMWATER SERVICES
1:2000 @ A3 - (U16-1000/46.02)

This data is derived from sources outside the control of Rotorua District Council and is for information only. All dimensions and levels should be verified by physical location on-site. Rotorua District Council 2006. Facsimile 07 346 3143 Telephone 07 348 4199 email mail@rdc.govt.nz