

Storm Water Asbuilt Sheet Index
SWCatchment 22u

U15-1000/46.37



Lake Rotorua



U15-1000/47.38

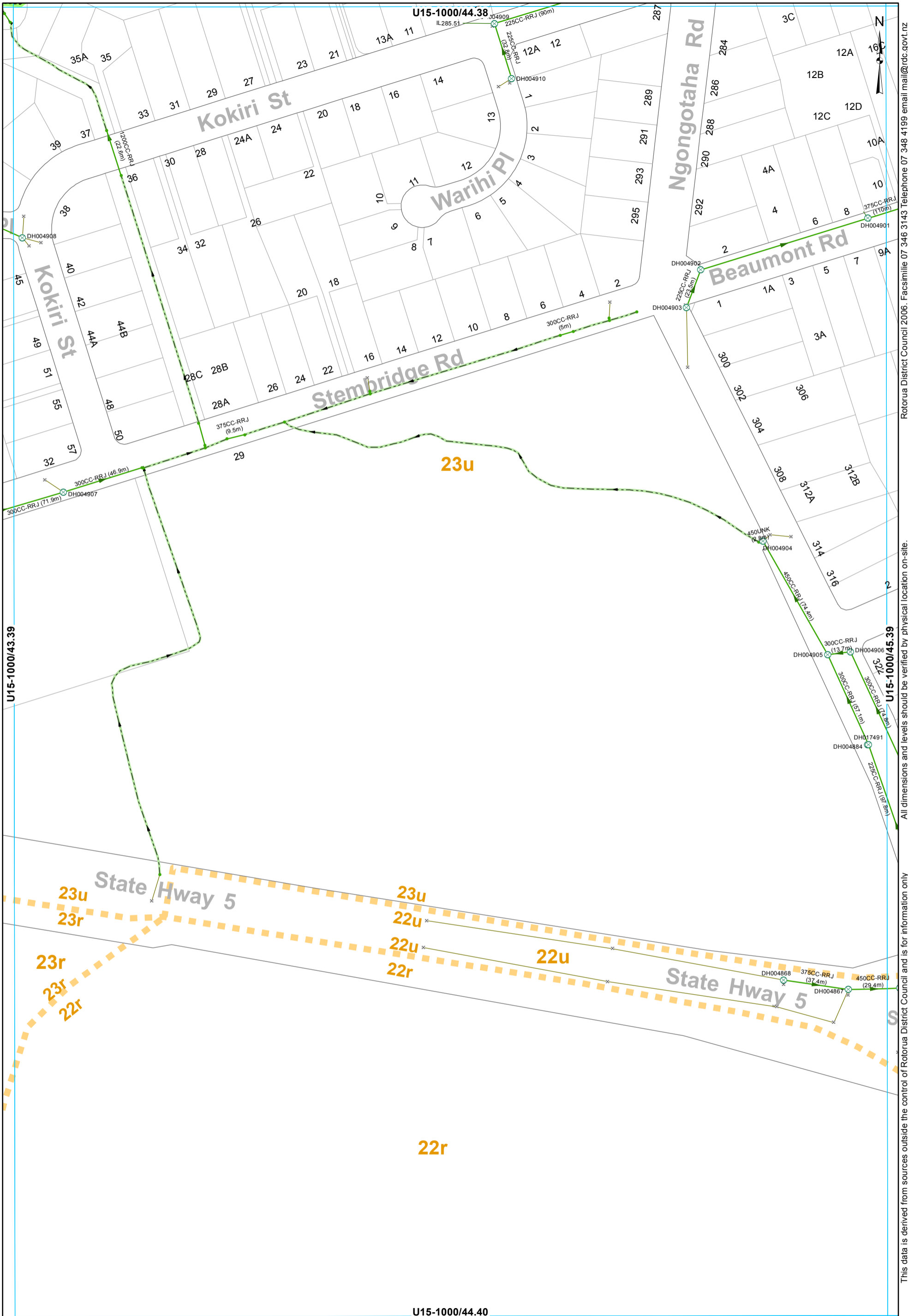
U15-1000/46.39

- Node
- Stream
- ▬ Catchment Boundary

STORMWATER SERVICES
1:2000 @ A3 - (U15-1000/46.38)

This data is derived from sources outside the control of Rotorua District Council and is for information only

Rotorua District Council 2006. Facsimile 07 346 3143 Telephone 07 348 4199 email mail@rdc.govt.nz



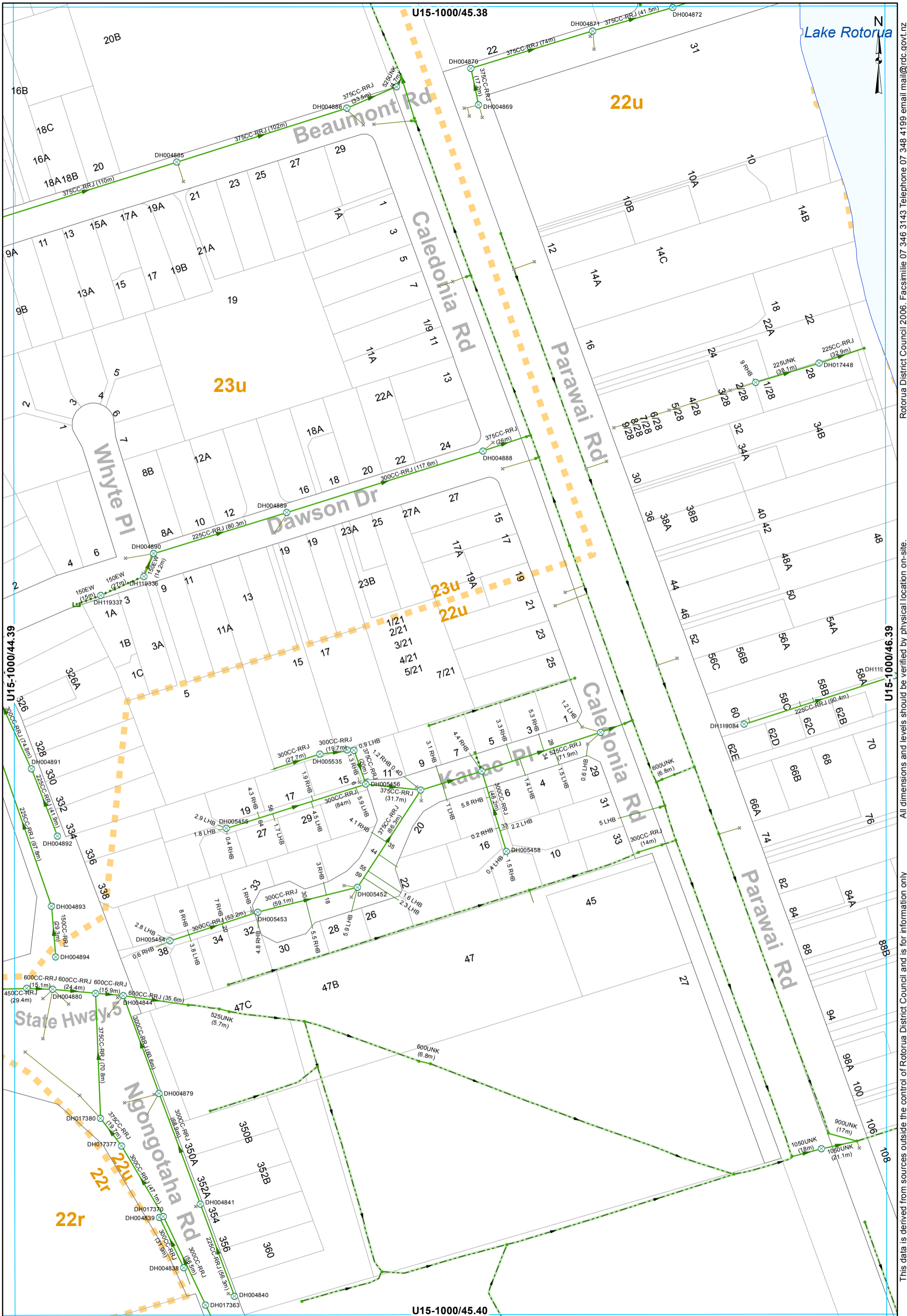
All dimensions and levels should be verified by physical location on-site.

Rotorua District Council 2006. Facsimile 07 346 3143 Telephone 07 348 4199 email mail@rdc.govt.nz

- ⊗ SWManhole
- × SWInlet
- Node
- Open Drain
- Stream
- Culvert
- Gravity Main
- SWServiceline
- SWServiceline
- SWLead
- Catchment Boundary

STORMWATER SERVICES
1:2000 @ A3 - (U15-1000/44.39)

U15-1000/44.40



Rotorua District Council 2006. Facsimile 07 346 3143 Telephone 07 348 4199 email mail@rdc.govt.nz

All dimensions and levels should be verified by physical location on-site.

- ⊗ SWManhole
- × SWInlet
- Node
- Capped End
- Headwall Structure
- Open Drain
- Culvert
- Gravity Main
- Subsoil Drain
- SWServiceline
- SWServiceline
- SWLead
- Catchment Boundary

STORMWATER SERVICES
1:2000 @ A3 - (U15-1000/45.39)

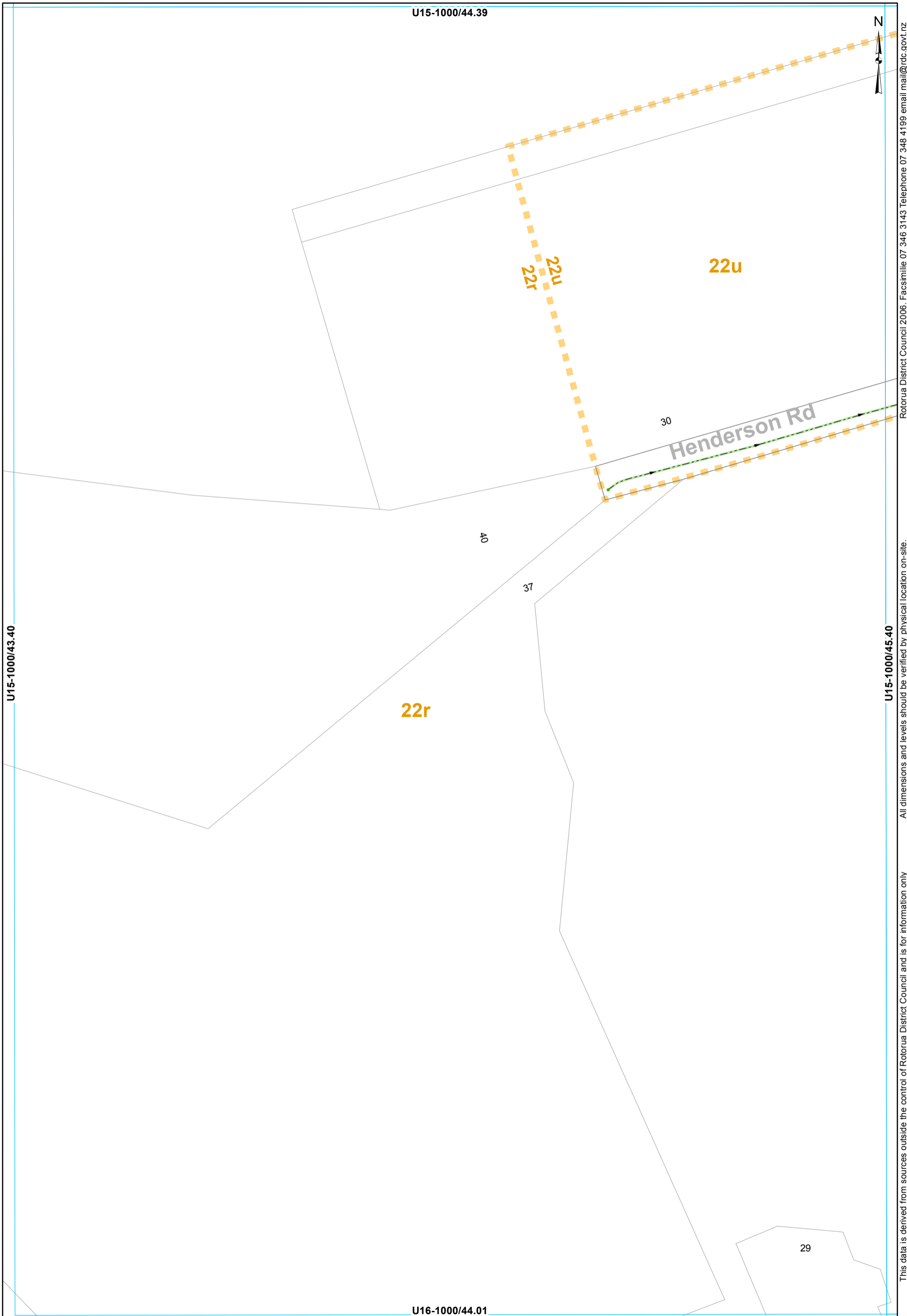
U15-1000/46.38



U15-1000/47.39

- ⊗ SWManhole
- Node
- Open Drain
- Culvert
- Gravity Main
- SWServiceline
- SWServiceline
- Catchment Boundary

STORMWATER SERVICES
1:2000 @ A3 - (U15-1000/46.39)

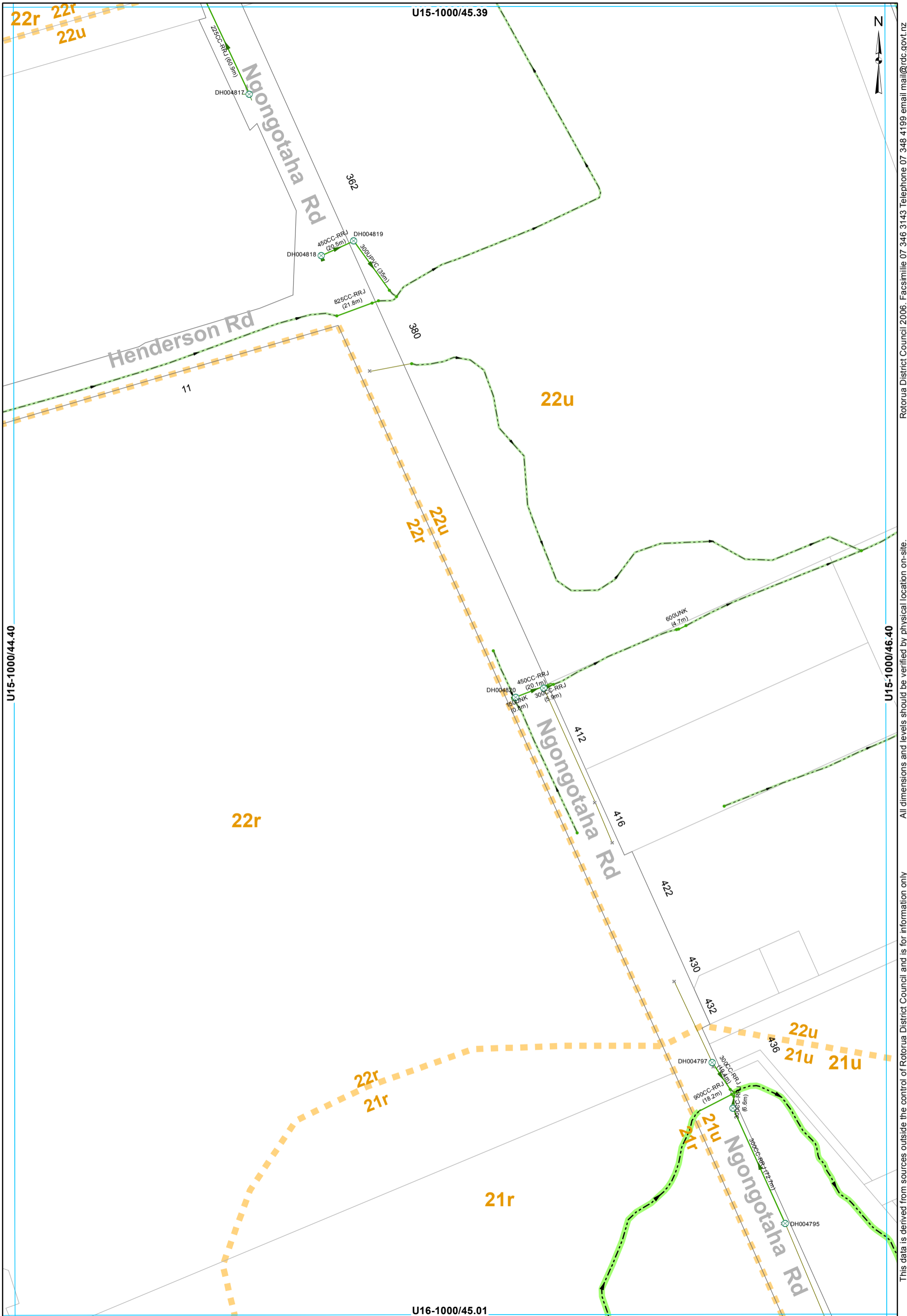


- Node
- Open Drain
- ▬ Catchment Boundary

STORMWATER SERVICES
1:2000 @ A3 - (U15-1000/44.40)

This data is derived from sources outside the control of Rotorua District Council and is for information only

Rotorua District Council 2006. Facsimile 07 346 3143 Telephone 07 348 4199 email mail@rdc.govt.nz



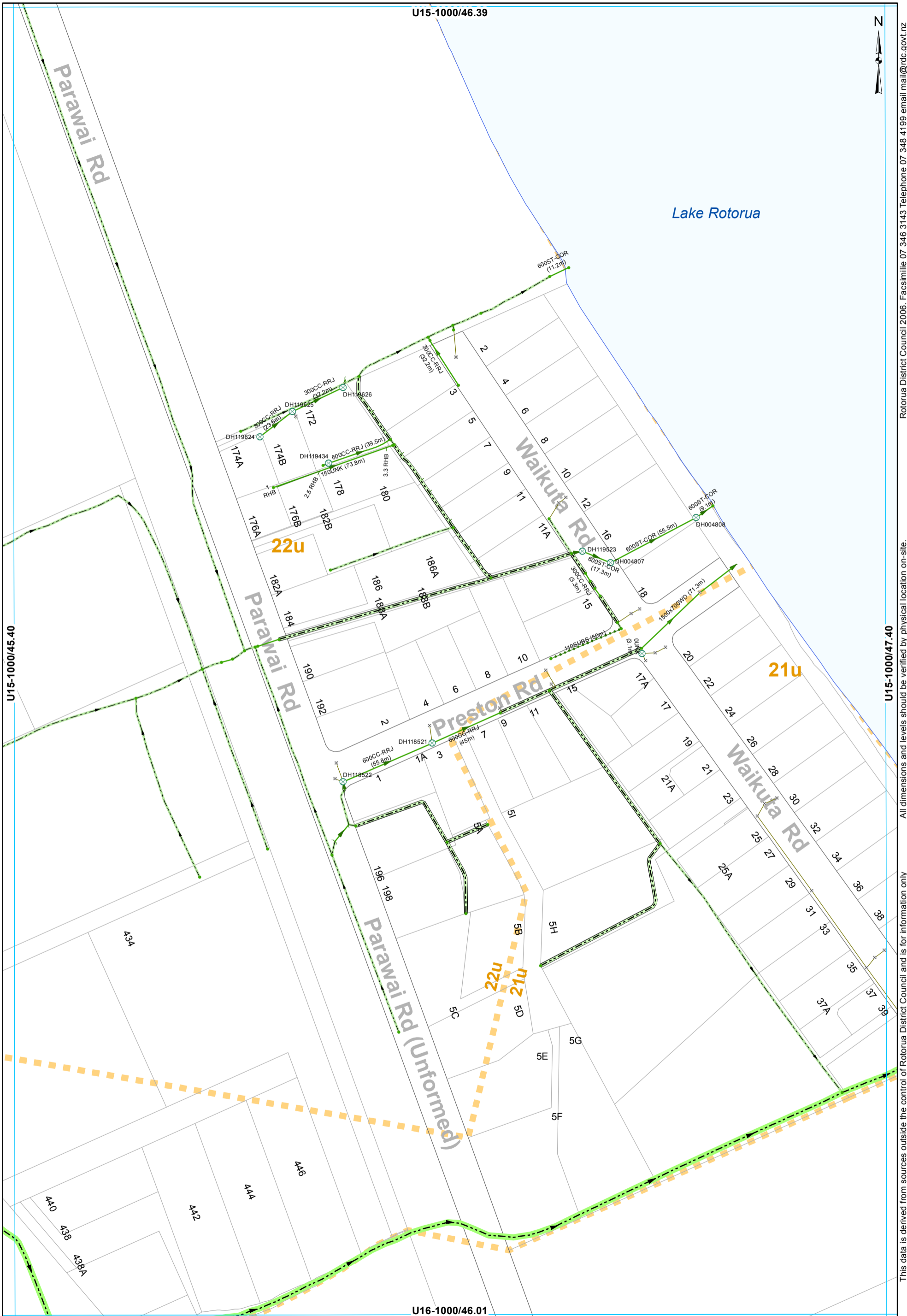
- ⊗ SWManhole
- × SWInlet
- Node
- Headwall Structure
- Open Drain
- Stream
- Culvert
- Gravity Main
- SWServiceLine
- SWServiceLine
- SWLead
- Catchment Boundary

STORMWATER SERVICES
1:2000 @ A3 - (U15-1000/45.40)

This data is derived from sources outside the control of Rotorua District Council and is for information only

All dimensions and levels should be verified by physical location on-site.

Rotorua District Council 2006. Facsimile 07 346 3143 Telephone 07 348 4199 email mail@rdc.govt.nz



U15-1000/45.40

U15-1000/46.39

U15-1000/47.40

U16-1000/46.01

- ⊗ SWManhole
- × SWInlet
- Node
- Headwall Structure
- ▬ Lined Channel
- Open Drain
- Stream
- Culvert
- Gravity Main
- Subsoil Drain
- SWServiceline
- SWServiceline
- SWLead
- ▬ Catchment Boundary

STORMWATER SERVICES
1:2000 @ A3 - (U15-1000/46.40)

Rotorua District Council 2006. Facsimile 07 346 3143 Telephone 07 348 4199 email mail@rdc.govt.nz
 All dimensions and levels should be verified by physical location on-site.
 This data is derived from sources outside the control of Rotorua District Council and is for information only



- ⊗ SWManhole
- × SWInlet
- Node
- Open Drain
- Stream
- Gravity Main
- Subsoil Drain
- SWServiceline
- SWServiceline
- SWLead
- Catchment Boundary

STORMWATER SERVICES
1:2000 @ A3 - (U15-1000/45.38)

This data is derived from sources outside the control of Rotorua District Council and is for information only

Rotorua District Council 2006. Facsimile 07 346 3143 Telephone 07 348 4199 email mail@rdc.govt.nz

U15-1000/46.37



Lake Rotorua



U15-1000/47.38

U15-1000/46.39

- Node
- Stream
- ▭ Catchment Boundary

STORMWATER SERVICES
1:2000 @ A3 - (U15-1000/46.38)

This data is derived from sources outside the control of Rotorua District Council and is for information only

Rotorua District Council 2006. Facsimile 07 346 3143 Telephone 07 348 4199 email mail@rdc.govt.nz



- ⊗ SWManhole
- × SWInlet
- Node
- Open Drain
- Stream
- Gravity Main
- Subsoil Drain
- SWServiceline
- SWServiceline
- SWLead
- Catchment Boundary

STORMWATER SERVICES
1:2000 @ A3 - (U15-1000/45.38)

This data is derived from sources outside the control of Rotorua District Council and is for information only. All dimensions and levels should be verified by physical location on-site. Rotorua District Council 2006. Facsimile 07 346 3143 Telephone 07 348 4199 email mail@rdc.govt.nz