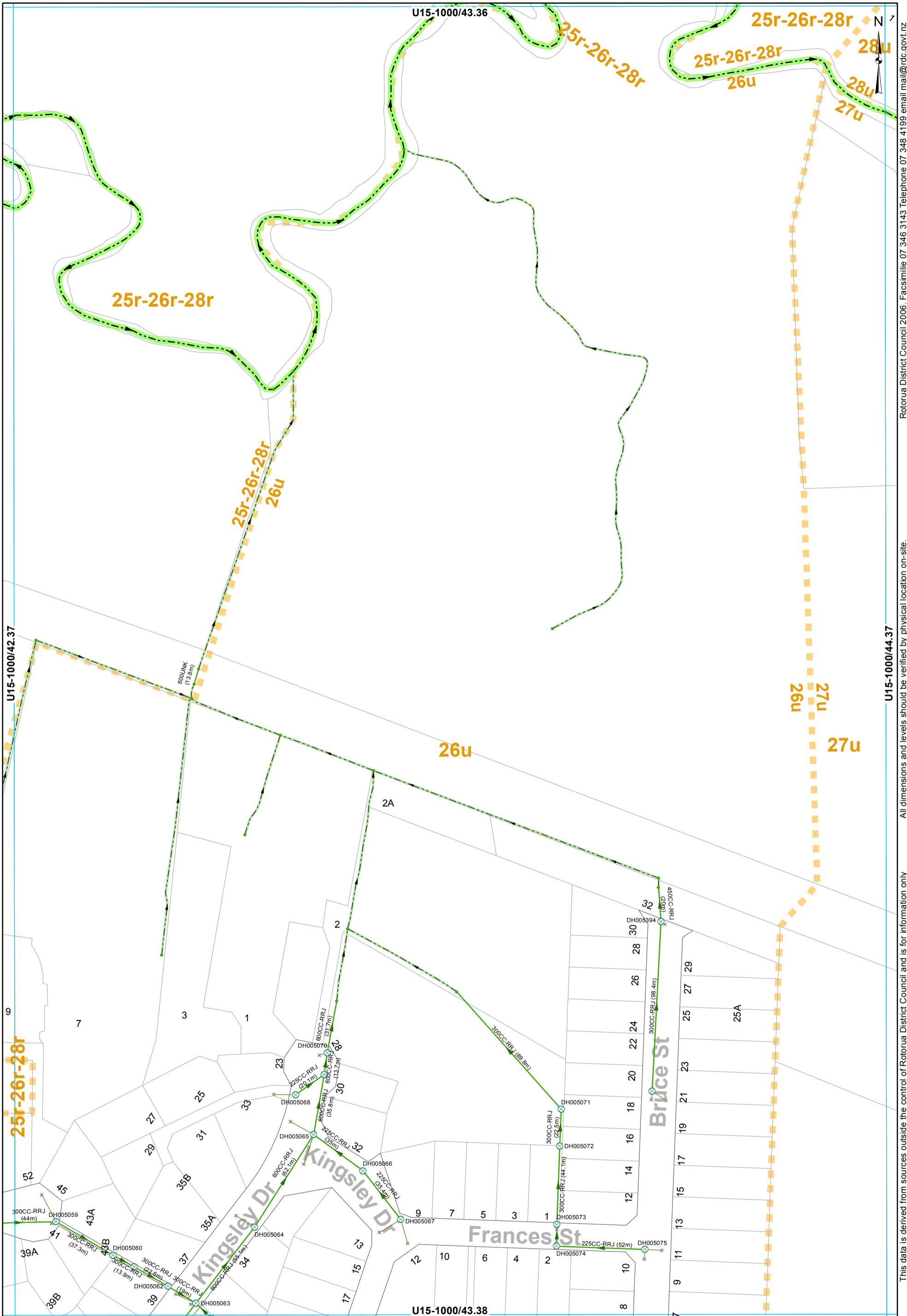


Storm Water Asbuilt Sheet Index  
SW Catchment 27u

Compiled on 2021-06-15 from as-builts of various dates. For up to date as-builts please visit [http://geo.rdc.govt.nz/images/plotfiles/3waters\\_mobile\\_asbuilts/](http://geo.rdc.govt.nz/images/plotfiles/3waters_mobile_asbuilts/)





- ⊗ SWManhole
- × SWInlet
- Node
- Open Drain
- Stream
- Culvert
- Gravity Main
- SWLead
- ▭ Catchment Boundary

**STORMWATER SERVICES**  
**1:2000 @ A3 - (U15-1000/43.37)**

This data is derived from sources outside the control of Rotorua District Council and is for information only

All dimensions and levels should be verified by physical location on-site.

Rotorua District Council 2006. Facsimile 07 346 3143 Telephone 07 348 4199 email mail@rdc.govt.nz



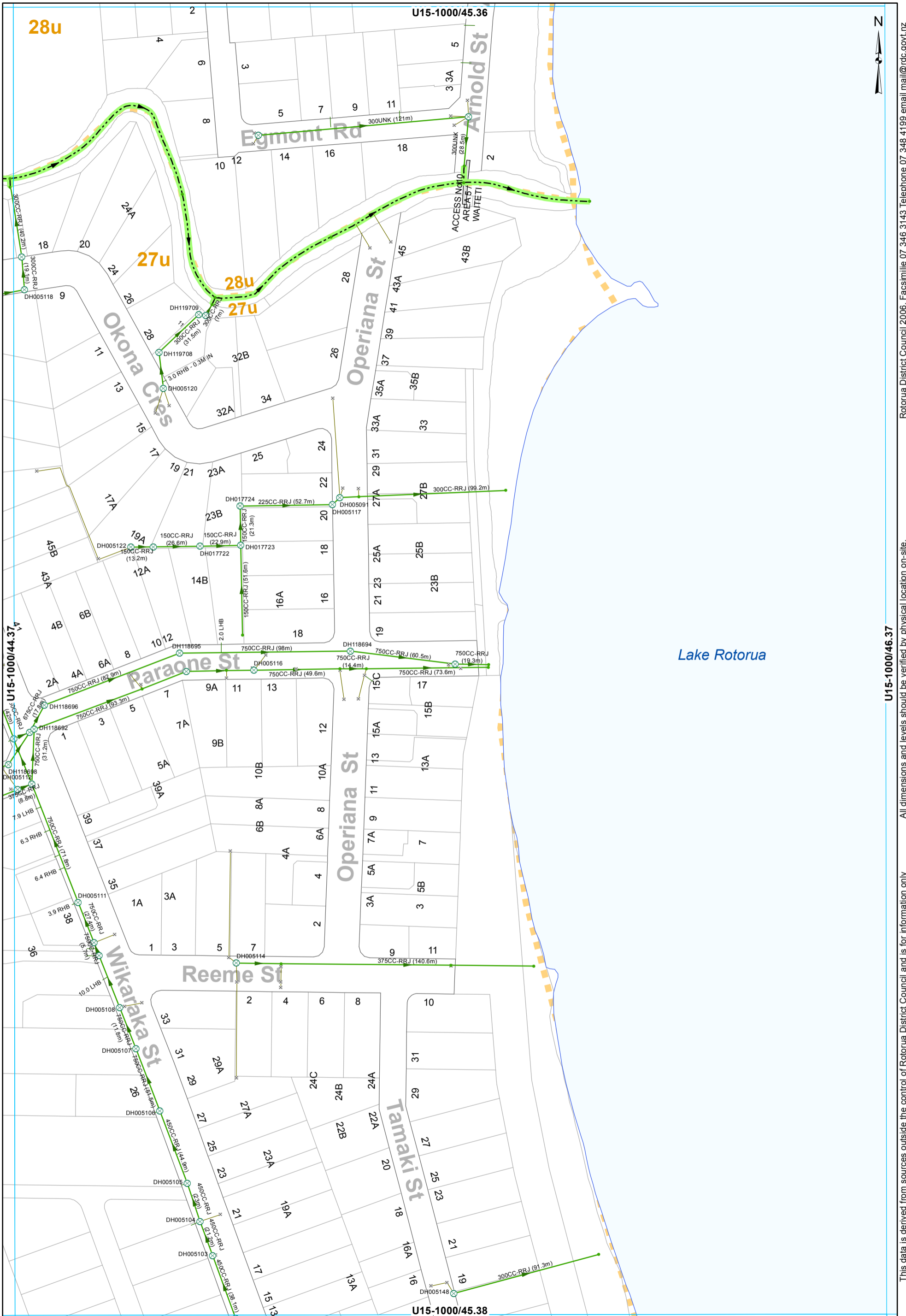
- ⊗ SWManhole
- × SWInlet
- Node
- Stream
- Gravity Main
- Subsoil Drain
- SWServiceline
- SWServiceline
- SWLead
- Catchment Boundary

**STORMWATER SERVICES**  
**1:2000 @ A3 - (U15-1000/44.37)**

This data is derived from sources outside the control of Rotorua District Council and is for information only

All dimensions and levels should be verified by physical location on-site.

Rotorua District Council 2006. Facsimile 07 346 3143 Telephone 07 348 4199 email mail@rdc.govt.nz



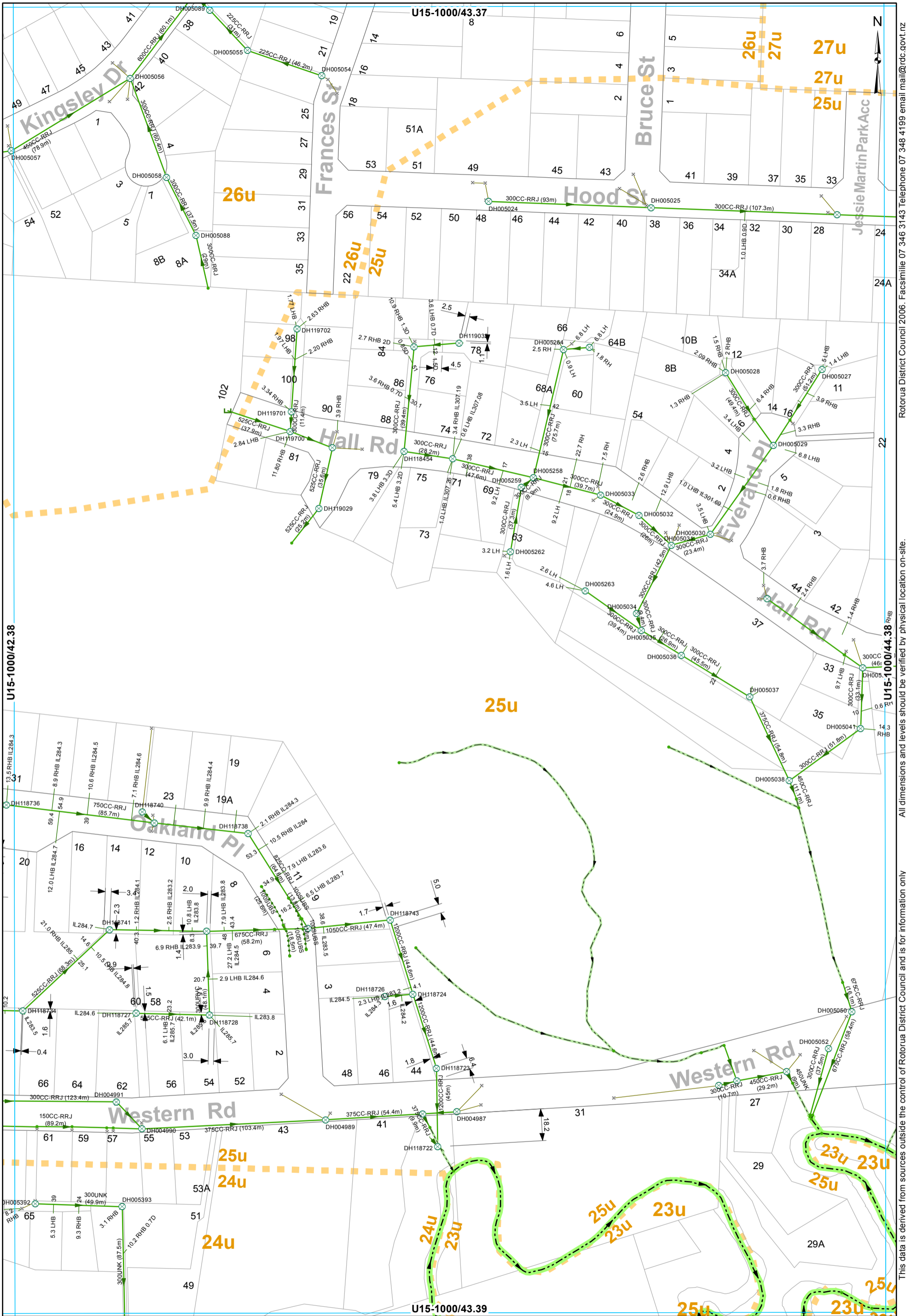
Lake Rotorua

- ⊗ SWManhole
- × SWInlet
- Node
- Stream
- Gravity Main
- SWServiceline
- SWServiceline
- SWLead
- - - Catchment Boundary

STORMWATER SERVICES  
1:2000 @ A3 - (U15-1000/45.37)

This data is derived from sources outside the control of Rotorua District Council and is for information only. All dimensions and levels should be verified by physical location on-site. Rotorua District Council 2006. Facsimile 07 346 3143 Telephone 07 348 4199 email mail@rdc.govt.nz

U15-1000/46.37



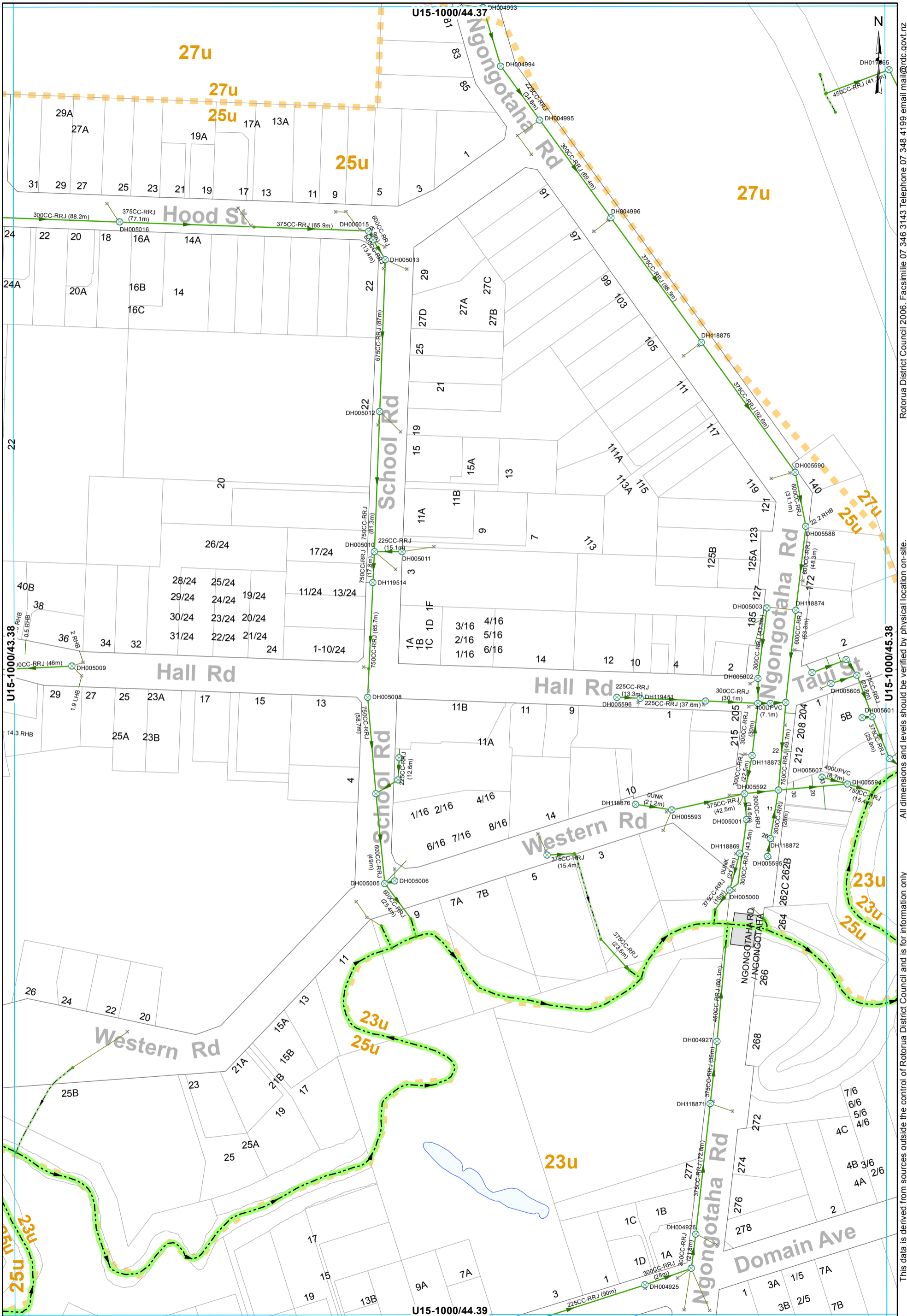
- ⊗ SWManhole
- × SWInlet
- Node
- ┌ Capped End
- └ Headwall Structure
- Open Drain
- Stream
- Gravity Main
- Subsoil Drain
- SWServiceline
- SWServiceline
- SWLead
- ▭ Catchment Boundary

**STORMWATER SERVICES**  
**1:2000 @ A3 - (U15-1000/43.38)**

This data is derived from sources outside the control of Rotorua District Council and is for information only

All dimensions and levels should be verified by physical location on-site.

Rotorua District Council 2006. Facsimile 07 346 3143 Telephone 07 348 4199 email mail@rdc.govt.nz



- ⊗ SWManhole
- × SWInlet
- Node
- Open Drain
- Stream
- Culvert
- Gravity Main
- SWServiceline
- SWServiceline
- SWLead
- Catchment Boundary

**STORMWATER SERVICES**  
**1:2000 @ A3 - (U15-1000/44.38)**

This data is derived from sources outside the control of Rotorua District Council and is for information only

All dimensions and levels should be verified by physical location on-site.

Rotorua District Council 2006. Facsimile 07 346 3143 Telephone 07 348 4199 email mail@rdc.govt.nz

U15-1000/46.37



Lake Rotorua



U15-1000/47.38

This data is derived from sources outside the control of Rotorua District Council and is for information only. All dimensions and levels should be verified by physical location on-site.

U15-1000/46.39

- Node
- Stream
- ▣ Catchment Boundary



- ⊗ SWManhole
- × SWInlet
- Node
- Open Drain
- Stream
- Gravity Main
- Subsoil Drain
- SWServiceline
- SWServiceline
- SWLead
- Catchment Boundary

**STORMWATER SERVICES**  
**1:2000 @ A3 - (U15-1000/45.38)**

This data is derived from sources outside the control of Rotorua District Council and is for information only. Rotorua District Council 2006. Facsimile 07 346 3143 Telephone 07 348 4199 email mail@rdc.govt.nz



U15-1000/46.37



Lake Rotorua



U15-1000/47.38

U15-1000/46.39

- Node
- Stream
- ▭ Catchment Boundary

**STORMWATER SERVICES**  
1:2000 @ A3 - (U15-1000/46.38)

This data is derived from sources outside the control of Rotorua District Council and is for information only

Rotorua District Council 2006. Facsimile 07 346 3143 Telephone 07 348 4199 email mail@rdc.govt.nz



- ⊗ SWManhole
- ⊗ SWInlet
- Node
- Open Drain
- Stream
- Gravity Main
- Subsoil Drain
- SWServiceline
- SWServiceline
- SWLead
- Catchment Boundary

**STORMWATER SERVICES**  
1:2000 @ A3 - (U15-1000/45.38)

This data is derived from sources outside the control of Rotorua District Council and is for information only

Rotorua District Council 2006. Facsimile 07 346 3143 Telephone 07 348 4199 email mail@rdc.govt.nz