

Waste Water Asbuilt Sheet Index  
BRUNSWICK\_ROTOKAWA

Date: 15/06/2021



U15-1000/64.35



U15-1000/63.36

*Lake Rotorua*

U15-1000/65.36

U15-1000/64.37

This data is derived from sources outside the control of Rotorua District Council and is for information only. All dimensions and levels should be verified by physical location on-site.

Rotorua District Council 2006. Facsimile 07 346 3143 Telephone 07 348 4199 email mail@rdc.govt.nz

U15-1000/65.35



U15-1000/64.36

U15-1000/66.36

U15-1000/65.37


This data is derived from sources outside the control of Rotorua District Council and is for information only. All dimensions and levels should be verified by physical location on-site.

Rotorua District Council 2006. Facsimile 07 346 3143 Telephone 07 348 4199 email mail@rdc.govt.nz

U15-1000/66.35



Rotorua District Council 2006. Facsimile 07 346 3143 Telephone 07 348 4199 email mail@rdc.govt.nz



U15-1000/65.36

U15-1000/67.36

U15-1000/66.37

● Manhole → Main line

**WASTEWATER SERVICES**  
1:2000 @ A3 - (U15-1000/66.36)

This data is derived from sources outside the control of Rotorua District Council and is for information only. All dimensions and levels should be verified by physical location on-site.

U15-1000/64.36



U15-1000/63.37

*Lake Rotorua*

U15-1000/65.37

U15-1000/64.38

This data is derived from sources outside the control of Rotorua District Council and is for information only. All dimensions and levels should be verified by physical location on-site.

Rotorua District Council 2006. Facsimile 07 346 3143 Telephone 07 348 4199 email mail@rdc.govt.nz

U15-1000/65.36



U15-1000/64.37

U15-1000/66.37

U15-1000/65.38

This data is derived from sources outside the control of Rotorua District Council and is for information only. All dimensions and levels should be verified by physical location on-site.

Rotorua District Council 2006. Facsimile 07 346 3143 Telephone 07 348 4199 email mail@rdc.govt.nz

U15-1000/66.36



U15-1000/65.37

U15-1000/67.37

U15-1000/66.38

This data is derived from sources outside the control of Rotorua District Council and is for information only

Rotorua District Council 2006. Facsimile 07 346 3143 Telephone 07 348 4199 email mail@rdc.govt.nz

U15-1000/67.36



U15-1000/66.37

U15-1000/68.37

U15-1000/67.38

This data is derived from sources outside the control of Rotorua District Council and is for information only

Rotorua District Council 2006. Facsimile 07 346 3143 Telephone 07 348 4199 email mail@rdc.govt.nz



U15-1000/68.36



U15-1000/67.37

U15-1000/69.37

U15-1000/68.38

This data is derived from sources outside the control of Rotorua District Council and is for information only. All dimensions and levels should be verified by physical location on-site.

Rotorua District Council 2006. Facsimile 07 346 3143 Telephone 07 348 4199 email mail@rdc.govt.nz

U15-1000/69.36



U15-1000/68.37

U15-1000/70.37

U15-1000/69.38

This data is derived from sources outside the control of Rotorua District Council and is for information only. All dimensions and levels should be verified by physical location on-site.

Rotorua District Council 2006. Facsimile 07 346 3143 Telephone 07 348 4199 email mail@rdc.govt.nz

U15-1000/64.37



Rotorua District Council 2006. Facsimile 07 346 3143 Telephone 07 348 4199 email mail@rdc.govt.nz

U15-1000/63.38



U15-1000/65.38

This data is derived from sources outside the control of Rotorua District Council and is for information only. All dimensions and levels should be verified by physical location on-site.

10.1 R118 1.6D L282

150UPVC16 (83.4m)

U15-1000/64.39

-  Main line
-  Service Line

**WASTEWATER SERVICES**  
1:2000 @ A3 - (U15-1000/64.38)

U15-1000/65.37



U15-1000/64.38

U15-1000/66.38

U15-1000/65.39

This data is derived from sources outside the control of Rotorua District Council and is for information only. All dimensions and levels should be verified by physical location on-site.

Rotorua District Council 2006. Facsimile 07 346 3143 Telephone 07 348 4199 email mail@rdc.govt.nz

U15-1000/66.37

N



U15-1000/65.38

U15-1000/67.38

U15-1000/66.39

This data is derived from sources outside the control of Rotorua District Council and is for information only

Rotorua District Council 2006. Facsimile 07 346 3143 Telephone 07 348 4199 email mail@rdc.govt.nz

U15-1000/67.37



U15-1000/66.38

U15-1000/68.38

U15-1000/67.39

This data is derived from sources outside the control of Rotorua District Council and is for information only

Rotorua District Council 2006. Facsimile 07 346 3143 Telephone 07 348 4199 email mail@rdc.govt.nz

U15-1000/68.37



U15-1000/67.38

U15-1000/69.38

U15-1000/68.39

This data is derived from sources outside the control of Rotorua District Council and is for information only. All dimensions and levels should be verified by physical location on-site.

Rotorua District Council 2006. Facsimile 07 346 3143 Telephone 07 348 4199 email mail@rdc.govt.nz

U15-1000/64.38



U15-1000/63.39

U15-1000/65.39

U15-1000/64.40

This data is derived from sources outside the control of Rotorua District Council and is for information only. All dimensions and levels should be verified by physical location on-site.

Rotorua District Council 2006. Facsimile 07 346 3143 Telephone 07 348 4199 email mail@rdc.govt.nz



U15-1000/65.38



U15-1000/64.39

U15-1000/66.39

U15-1000/65.40

This data is derived from sources outside the control of Rotorua District Council and is for information only. All dimensions and levels should be verified by physical location on-site.

Rotorua District Council 2006. Facsimile 07 346 3143 Telephone 07 348 4199 email mail@rdc.govt.nz

U15-1000/64.39



U15-1000/63.40

U15-1000/65.40

U16-1000/64.01

This data is derived from sources outside the control of Rotorua District Council and is for information only. All dimensions and levels should be verified by physical location on-site.

Rotorua District Council 2006. Facsimile 07 346 3143 Telephone 07 348 4199 email mail@rdc.govt.nz

U15-1000/65.39



U15-1000/64.40

U15-1000/66.40

U16-1000/65.01

This data is derived from sources outside the control of Rotorua District Council and is for information only. All dimensions and levels should be verified by physical location on-site.

Rotorua District Council 2006. Facsimile 07 346 3143 Telephone 07 348 4199 email mail@rdc.govt.nz

U15-1000/63.40



U16-1000/62.01

*Lake Rotorua*

U16-1000/64.01

U16-1000/63.02

This data is derived from sources outside the control of Rotorua District Council and is for information only

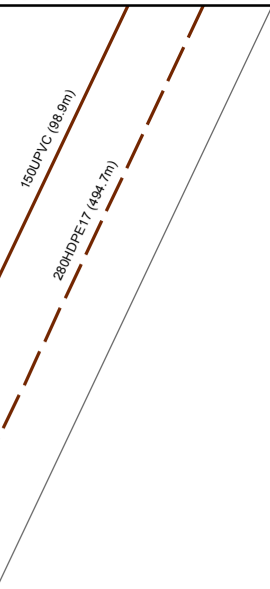
Rotorua District Council 2006. Facsimile 07 346 3143 Telephone 07 348 4199 email mail@rdc.govt.nz



U15-1000/64.40



U16-1000/63.01

U16-1000/65.01



-  Main line
-  Rising main

U16-1000/64.02

This data is derived from sources outside the control of Rotorua District Council and is for information only. All dimensions and levels should be verified by physical location on-site. Rotorua District Council 2006. Facsimile 07 346 3143 Telephone 07 348 4199 email mail@rdc.govt.nz

U15-1000/65.40



U16-1000/64.01

U16-1000/66.01

U16-1000/65.02

This data is derived from sources outside the control of Rotorua District Council and is for information only

Rotorua District Council 2006. Facsimile 07 346 3143 Telephone 07 348 4199 email mail@rdc.govt.nz

U16-1000/63.01



U16-1000/62.02

U16-1000/64.02

U16-1000/63.03

Rotorua District Council 2006. Facsimile 07 346 3143 Telephone 07 348 4199 email mail@rdc.govt.nz

This data is derived from sources outside the control of Rotorua District Council and is for information only. All dimensions and levels should be verified by physical location on-site.

U16-1000/64.01



U16-1000/63.02

U16-1000/65.02

U16-1000/64.03

This data is derived from sources outside the control of Rotorua District Council and is for information only. All dimensions and levels should be verified by physical location on-site.

Rotorua District Council 2006. Facsimile 07 346 3143 Telephone 07 348 4199 email mail@rdc.govt.nz



U16-1000/63.02



U16-1000/62.03

*Lake Rotokawa*

U16-1000/64.03

U16-1000/63.04

This data is derived from sources outside the control of Rotorua District Council and is for information only. All dimensions and levels should be verified by physical location on-site.

Rotorua District Council 2006. Facsimile 07 346 3143 Telephone 07 348 4199 email mail@rdc.govt.nz

U16-1000/64.02

N



U16-1000/63.03

U16-1000/65.03

U16-1000/64.04

This data is derived from sources outside the control of Rotorua District Council and is for information only. All dimensions and levels should be verified by physical location on-site.

Rotorua District Council 2006. Facsimile 07 346 3143 Telephone 07 348 4199 email mail@rdc.govt.nz