

	<b>U15</b> 47.30	<b>U15</b> 48.30	<b>U15</b> 49.30	<b>U15</b> 50.30	<b>U15</b> 51.30											
<b>U15</b> 46.31	<b>U15</b> 47.31	<b>U15</b> 48.31	<b>U15</b> 49.31	<b>U15</b> 50.31	<b>U15</b> 51.31	<b>U15</b> 52.31	<b>U15</b> 53.31	<b>U15</b> 54.31	<b>U15</b> 55.31	<b>U15</b> 56.31	<b>U15</b> 57.31	<b>U15</b> 58.31				
<b>U15</b> 46.32	<b>U15</b> 47.32	<b>U15</b> 48.32	<b>U15</b> 49.32	<b>U15</b> 50.32									<b>U15</b> 57.32			

<b>U15</b> 44.33	<b>U15</b> 45.33	<b>U15</b> 46.33	<b>U15</b> 47.33
<b>U15</b> 44.34	<b>U15</b> 45.34	<b>U15</b> 46.34	
<b>U15</b> 43.35	<b>U15</b> 44.35	<b>U15</b> 45.35	
<b>U15</b> 44.36	<b>U15</b> 45.36		

Waste Water Asbuilt Sheet Index  
 HAMURANA  
 Date: 15/06/2021

U15-1000/47.29



U15-1000/46.30

U15-1000/48.30

U15-1000/47.31

This data is derived from sources outside the control of Rotorua District Council and is for information only. All dimensions and levels should be verified by physical location on-site.

Rotorua District Council 2006. Facsimile 07 346 3143 Telephone 07 348 4199 email mail@rdc.govt.nz

U15-1000/48.29



U15-1000/47.30

U15-1000/49.30

U15-1000/48.31

This data is derived from sources outside the control of Rotorua District Council and is for information only. All dimensions and levels should be verified by physical location on-site.

Rotorua District Council 2006. Facsimile 07 346 3143 Telephone 07 348 4199 email mail@rdc.govt.nz

U15-1000/49.29



U15-1000/48.30

U15-1000/50.30

U15-1000/49.31

— LPGP Service Line

**WASTEWATER SERVICES**  
**1:2000 @ A3 - (U15-1000/49.30)**

This data is derived from sources outside the control of Rotorua District Council and is for information only. Rotorua District Council 2006. Facsimile 07 346 3143 Telephone 07 348 4199 email mail@rdc.govt.nz

U15-1000/50.29



U15-1000/49.30

U15-1000/51.30

U15-1000/50.31

This data is derived from sources outside the control of Rotorua District Council and is for information only. All dimensions and levels should be verified by physical location on-site.

Rotorua District Council 2006. Facsimile 07 346 3143 Telephone 07 348 4199 email mail@rdc.govt.nz

U15-1000/51.29



U15-1000/50.30

U15-1000/52.30

U15-1000/51.31

This data is derived from sources outside the control of Rotorua District Council and is for information only. All dimensions and levels should be verified by physical location on-site.

Rotorua District Council 2006. Facsimile 07 346 3143 Telephone 07 348 4199 email mail@rdc.govt.nz

U15-1000/46.30



U15-1000/45.31

U15-1000/47.31

U15-1000/46.32

This data is derived from sources outside the control of Rotorua District Council and is for information only. All dimensions and levels should be verified by physical location on-site.

Rotorua District Council 2006. Facsimile 07 346 3143 Telephone 07 348 4199 email mail@rdc.govt.nz

U15-1000/47.30



U15-1000/46.31

U15-1000/48.31

U15-1000/47.32

This data is derived from sources outside the control of Rotorua District Council and is for information only. All dimensions and levels should be verified by physical location on-site.

Rotorua District Council 2006. Facsimile 07 346 3143 Telephone 07 348 4199 email mail@rdc.govt.nz



U15-1000/48.30



U15-1000/47.31

U15-1000/49.31

U15-1000/48.32

This data is derived from sources outside the control of Rotorua District Council and is for information only. All dimensions and levels should be verified by physical location on-site.

Rotorua District Council 2006. Facsimile 07 346 3143 Telephone 07 348 4199 email mail@rdc.govt.nz






U15-1000/49.30

U15-1000/48.31

U15-1000/50.31

U15-1000/49.32

-  Boundary Assembly
-  Low Pressure Main
-  LPGP Service Line

SOPE=100 (W16.98) 11.00

**WASTEWATER SERVICES**  
1:2000 @ A3 - (U15-1000/49.31)

This data is derived from sources outside the control of Rotorua District Council and is for information only

Rotorua District Council 2006. Facsimile 07 346 3143 Telephone 07 348 4199 email mail@rdc.govt.nz

U15-1000/50.30



U15-1000/49.31

U15-1000/51.31

U15-1000/50.32

This data is derived from sources outside the control of Rotorua District Council and is for information only. All dimensions and levels should be verified by physical location on-site.

Rotorua District Council 2006. Facsimile 07 346 3143 Telephone 07 348 4199 email mail@rdc.govt.nz

U15-1000/51.30



U15-1000/50.31

U15-1000/52.31

U15-1000/51.32

This data is derived from sources outside the control of Rotorua District Council and is for information only. All dimensions and levels should be verified by physical location on-site.

Rotorua District Council 2006. Facsimile 07 346 3143 Telephone 07 348 4199 email mail@rdc.govt.nz

U15-1000/52.30



U15-1000/51.31

U15-1000/53.31

U15-1000/52.32

This data is derived from sources outside the control of Rotorua District Council and is for information only. All dimensions and levels should be verified by physical location on-site.

Rotorua District Council 2006. Facsimile 07 346 3143 Telephone 07 348 4199 email mail@rdc.govt.nz

U15-1000/53.30



Rotorua District Council 2006. Facsimile 07 346 3143 Telephone 07 348 4199 email mail@rdc.govt.nz

U15-1000/52.31

U15-1000/54.31

This data is derived from sources outside the control of Rotorua District Council and is for information only. All dimensions and levels should be verified by physical location on-site.

U15-1000/53.32

U15-1000/54.30



U15-1000/53.31

U15-1000/55.31

U15-1000/54.32

This data is derived from sources outside the control of Rotorua District Council and is for information only. All dimensions and levels should be verified by physical location on-site.

Rotorua District Council 2006. Facsimile 07 346 3143 Telephone 07 348 4199 email mail@rdc.govt.nz

U15-1000/55.30



U15-1000/54.31

U15-1000/56.31

U15-1000/55.32

This data is derived from sources outside the control of Rotorua District Council and is for information only. All dimensions and levels should be verified by physical location on-site.

Rotorua District Council 2006. Facsimile 07 346 3143 Telephone 07 348 4199 email mail@rdc.govt.nz



U15-1000/56.30



U15-1000/55.31

U15-1000/57.31

U15-1000/56.32

This data is derived from sources outside the control of Rotorua District Council and is for information only

Rotorua District Council 2006. Facsimile 07 346 3143 Telephone 07 348 4199 email mail@rdc.govt.nz

U15-1000/57.30



U15-1000/56.31

U15-1000/58.31

U15-1000/57.32

This data is derived from sources outside the control of Rotorua District Council and is for information only. All dimensions and levels should be verified by physical location on-site.

Rotorua District Council 2006. Facsimile 07 346 3143 Telephone 07 348 4199 email mail@rdc.govt.nz

U15-1000/58.30



U15-1000/57.31

U15-1000/59.31

U15-1000/58.32

This data is derived from sources outside the control of Rotorua District Council and is for information only. All dimensions and levels should be verified by physical location on-site.

Rotorua District Council 2006. Facsimile 07 346 3143 Telephone 07 348 4199 email mail@rdc.govt.nz

U15-1000/46.31



U15-1000/45.32

U15-1000/47.32

U15-1000/46.33

This data is derived from sources outside the control of Rotorua District Council and is for information only. All dimensions and levels should be verified by physical location on-site.

Rotorua District Council 2006. Facsimile 07 346 3143 Telephone 07 348 4199 email mail@rdc.govt.nz

U15-1000/47.31



U15-1000/46.32

U15-1000/48.32

U15-1000/47.33

This data is derived from sources outside the control of Rotorua District Council and is for information only. All dimensions and levels should be verified by physical location on-site.

Rotorua District Council 2006. Facsimile 07 346 3143 Telephone 07 348 4199 email mail@rdc.govt.nz

U15-1000/48.31



U15-1000/47.32

U15-1000/49.32

U15-1000/48.33

This data is derived from sources outside the control of Rotorua District Council and is for information only. All dimensions and levels should be verified by physical location on-site.

Rotorua District Council 2006. Facsimile 07 346 3143 Telephone 07 348 4199 email mail@rdc.govt.nz

U15-1000/49.31



U15-1000/48.32

Lake Rotorua

U15-1000/50.32

U15-1000/49.33

This data is derived from sources outside the control of Rotorua District Council and is for information only. All dimensions and levels should be verified by physical location on-site.

Rotorua District Council 2006. Facsimile 07 346 3143 Telephone 07 348 4199 email mail@rdc.govt.nz

U15-1000/50.31



U15-1000/49.32

*Lake Rotorua*

U15-1000/51.32

U15-1000/50.33

This data is derived from sources outside the control of Rotorua District Council and is for information only. All dimensions and levels should be verified by physical location on-site.

Rotorua District Council 2006. Facsimile 07 346 3143 Telephone 07 348 4199 email mail@rdc.govt.nz



U15-1000/57.31



U15-1000/56.32

*Lake Rotorua*

U15-1000/58.32

U15-1000/57.33

This data is derived from sources outside the control of Rotorua District Council and is for information only. All dimensions and levels should be verified by physical location on-site.

Rotorua District Council 2006. Facsimile 07 346 3143 Telephone 07 348 4199 email mail@rdc.govt.nz

U15-1000/44.32



U15-1000/43.33

U15-1000/45.33

U15-1000/44.34

This data is derived from sources outside the control of Rotorua District Council and is for information only. All dimensions and levels should be verified by physical location on-site.

Rotorua District Council 2006. Facsimile 07 346 3143 Telephone 07 348 4199 email mail@rdc.govt.nz

U15-1000/45.32



U15-1000/44.33

U15-1000/46.33

U15-1000/45.34

This data is derived from sources outside the control of Rotorua District Council and is for information only

Rotorua District Council 2006. Facsimile 07 346 3143 Telephone 07 348 4199 email mail@rdc.govt.nz

U15-1000/46.32



160PE100-17 (22@.3m)

354

352

U15-1000/45.33

U15-1000/47.33

U15-1000/46.34

— Low Pressure Main

**WASTEWATER SERVICES**  
1:2000 @ A3 - (U15-1000/46.33)

This data is derived from sources outside the control of Rotorua District Council and is for information only

Rotorua District Council 2006. Facsimile 07 346 3143 Telephone 07 348 4199 email mail@rdc.govt.nz

U15-1000/47.32



U15-1000/46.33

Lake Rotorua

U15-1000/48.33

U15-1000/47.34

This data is derived from sources outside the control of Rotorua District Council and is for information only. All dimensions and levels should be verified by physical location on-site.

Rotorua District Council 2006. Facsimile 07 346 3143 Telephone 07 348 4199 email mail@rdc.govt.nz

U15-1000/44.33



Rotorua District Council 2006. Facsimile 07 346 3143 Telephone 07 348 4199 email mail@rdc.govt.nz

U15-1000/43.34

160PE100-11 (434.28m)

U15-1000/45.34

This data is derived from sources outside the control of Rotorua District Council and is for information only. All dimensions and levels should be verified by physical location on-site.

U15-1000/44.35

— Low Pressure Main

**WASTEWATER SERVICES**  
1:2000 @ A3 - (U15-1000/44.34)

U15-1000/45.33



U15-1000/44.34

U15-1000/46.34

U15-1000/45.35

This data is derived from sources outside the control of Rotorua District Council and is for information only

Rotorua District Council 2006. Facsimile 07 346 3143 Telephone 07 348 4199 email mail@rdc.govt.nz

U15-1000/46.33



U15-1000/45.34

*Lake Rotorua*

U15-1000/47.34

U15-1000/46.35

This data is derived from sources outside the control of Rotorua District Council and is for information only

Rotorua District Council 2006. Facsimile 07 346 3143 Telephone 07 348 4199 email mail@rdc.govt.nz



U15-1000/43.34



U15-1000/42.35

U15-1000/44.35

U15-1000/43.36

This data is derived from sources outside the control of Rotorua District Council and is for information only. All dimensions and levels should be verified by physical location on-site.

Rotorua District Council 2006. Facsimile 07 346 3143 Telephone 07 348 4199 email mail@rdc.govt.nz

U15-1000/44.34



U15-1000/43.35

U15-1000/45.35

U15-1000/44.36

This data is derived from sources outside the control of Rotorua District Council and is for information only

Rotorua District Council 2006. Facsimile 07 346 3143 Telephone 07 348 4199 email mail@rdc.govt.nz

U15-1000/45.34

N



53

U15-1000/44.35

U15-1000/46.35

U15-1000/45.36

This data is derived from sources outside the control of Rotorua District Council and is for information only

Rotorua District Council 2006. Facsimile 07 346 3143 Telephone 07 348 4199 email mail@rdc.govt.nz

U15-1000/44.35



U15-1000/43.36

U15-1000/45.36

U15-1000/44.37

This data is derived from sources outside the control of Rotorua District Council and is for information only. All dimensions and levels should be verified by physical location on-site.

Rotorua District Council 2006. Facsimile 07 346 3143 Telephone 07 348 4199 email mail@rdc.govt.nz



U15-1000/45.35

45.5

150AC (87.68m)

59

U15-1000/44.36

1.4

SH005340

8.6 LHB

150AC (92.24m)

8.5

150AC (55.58m)

U15-1000/46.36

U15-1000/45.37

- Manhole
- ➔ Main line
- Service Line

**WASTEWATER SERVICES**  
1:2000 @ A3 - (U15-1000/45.36)

This data is derived from sources outside the control of Rotorua District Council and is for information only

Rotorua District Council 2006. Facsimile 07 346 3143 Telephone 07 348 4199 email mail@rdc.govt.nz