

**U16
59.10**

**U16
60.10**

**U16
60.11**

**U16
61.11**

**U16
62.11**

**U16
63.11**

**U16
64.11**

**U16
65.11**

**U16
67.11**

**U16
63.12**

**U16
64.12**

**U16
65.12**

**U16
66.12**

**U16
67.12**

**U16
68.12**

**U16
69.12**

**U16
66.13**

**U16
67.13**

**U16
68.13**

**U16
69.13**

**U16
64.14**

**U16
65.14**

**U16
66.14**



Waste Water Asbuilt Sheet Index
OKAREKA

Date: 15/06/2021

U16-1000/59.09



U16-1000/58.10

U16-1000/60.10

U16-1000/59.11

This data is derived from sources outside the control of Rotorua District Council and is for information only. All dimensions and levels should be verified by physical location on-site.

Rotorua District Council 2006. Facsimile 07 346 3143 Telephone 07 348 4199 email mail@rdc.govt.nz

U16-1000/60.09



U16-1000/59.10

U16-1000/61.10

U16-1000/60.11

This data is derived from sources outside the control of Rotorua District Council and is for information only. All dimensions and levels should be verified by physical location on-site.

Rotorua District Council 2006. Facsimile 07 346 3143 Telephone 07 348 4199 email mail@rdc.govt.nz

U16-1000/60.10



U16-1000/59.11

U16-1000/61.11

U16-1000/60.12

This data is derived from sources outside the control of Rotorua District Council and is for information only. All dimensions and levels should be verified by physical location on-site.

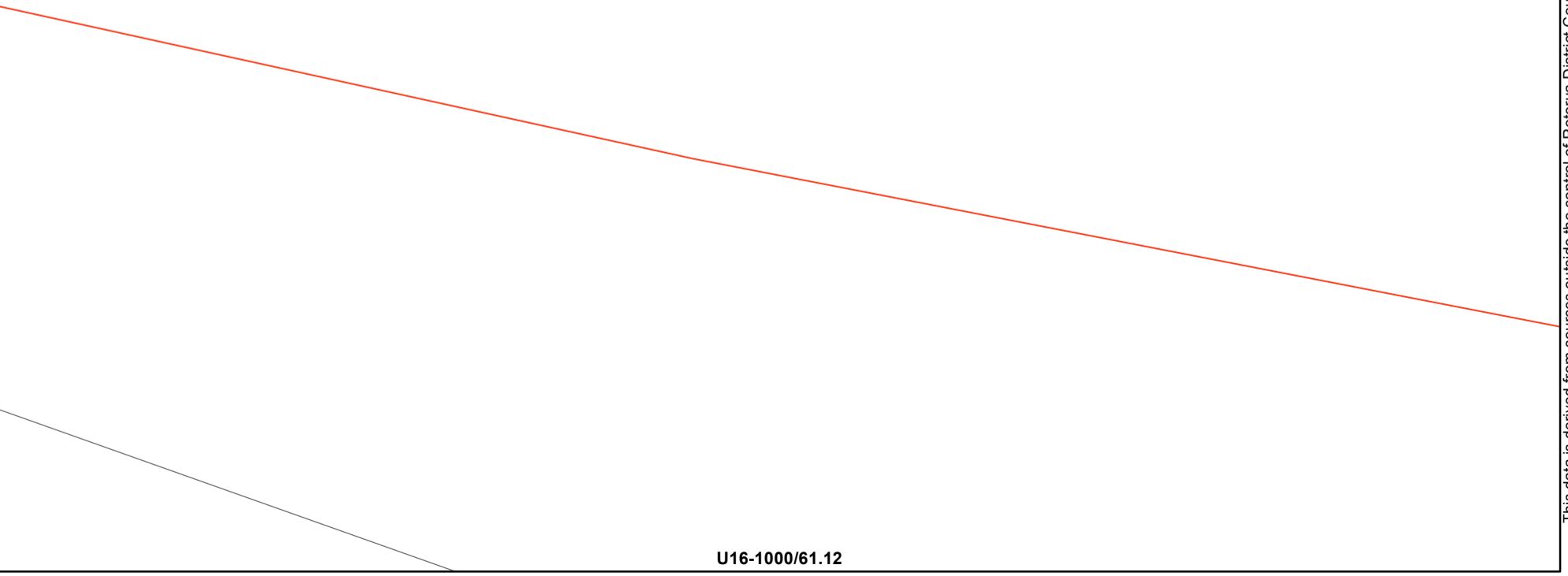
Rotorua District Council 2006. Facsimile 07 346 3143 Telephone 07 348 4199 email mail@rdc.govt.nz

U16-1000/61.10



U16-1000/60.11

U16-1000/62.11



— LPGP Service Line

U16-1000/61.12

WASTEWATER SERVICES
1:2000 @ A3 - (U16-1000/61.11)

This data is derived from sources outside the control of Rotorua District Council and is for information only

Rotorua District Council 2006. Facsimile 07 346 3143 Telephone 07 348 4199 email mail@rdc.govt.nz

U16-1000/62.10



U16-1000/61.11

U16-1000/63.11

U16-1000/62.12

This data is derived from sources outside the control of Rotorua District Council and is for information only

Rotorua District Council 2006. Facsimile 07 346 3143 Telephone 07 348 4199 email mail@rdc.govt.nz

U16-1000/63.10



U16-1000/62.11

U16-1000/64.11

U16-1000/63.12

This data is derived from sources outside the control of Rotorua District Council and is for information only. All dimensions and levels should be verified by physical location on-site.

Rotorua District Council 2006. Facsimile 07 346 3143 Telephone 07 348 4199 email mail@rdc.govt.nz

U16-1000/64.10



U16-1000/63.11

U16-1000/65.11

U16-1000/64.12

This data is derived from sources outside the control of Rotorua District Council and is for information only. All dimensions and levels should be verified by physical location on-site.

Rotorua District Council 2006. Facsimile 07 346 3143 Telephone 07 348 4199 email mail@rdc.govt.nz

U16-1000/65.10



U16-1000/64.11

U16-1000/66.11

U16-1000/65.12

This data is derived from sources outside the control of Rotorua District Council and is for information only

Rotorua District Council 2006. Facsimile 07 346 3143 Telephone 07 348 4199 email mail@rdc.govt.nz

U16-1000/67.10



U16-1000/66.11

U16-1000/68.11

U16-1000/67.12

This data is derived from sources outside the control of Rotorua District Council and is for information only. All dimensions and levels should be verified by physical location on-site.

Rotorua District Council 2006. Facsimile 07 346 3143 Telephone 07 348 4199 email mail@rdc.govt.nz

U16-1000/63.11



U16-1000/62.12

U16-1000/64.12

U16-1000/63.13

This data is derived from sources outside the control of Rotorua District Council and is for information only. All dimensions and levels should be verified by physical location on-site.

Rotorua District Council 2006. Facsimile 07 346 3143 Telephone 07 348 4199 email mail@rdc.govt.nz

U16-1000/64.11



U16-1000/63.12

U16-1000/65.12

U16-1000/64.13

This data is derived from sources outside the control of Rotorua District Council and is for information only. All dimensions and levels should be verified by physical location on-site.

Rotorua District Council 2006. Facsimile 07 346 3143 Telephone 07 348 4199 email mail@rdc.govt.nz

U16-1000/65.11



U16-1000/64.12

U16-1000/66.12

U16-1000/65.13

This data is derived from sources outside the control of Rotorua District Council and is for information only. All dimensions and levels should be verified by physical location on-site.

Rotorua District Council 2006. Facsimile 07 346 3143 Telephone 07 348 4199 email mail@rdc.govt.nz

U16-1000/66.11




U16-1000/65.12

U16-1000/67.12

U16-1000/66.13

This data is derived from sources outside the control of Rotorua District Council and is for information only. All dimensions and levels should be verified by physical location on-site.

Rotorua District Council 2006. Facsimile 07 346 3143 Telephone 07 348 4199 email mail@rdc.govt.nz



U16-1000/66.12

U16-1000/67.11

U16-1000/68.12

U16-1000/67.13

- Grinder Pump Chamber
- LP Grinder Pump
- Boundary Assembly
- Isolating Valve
- Low Pressure Main
- LPGP Service Line

WASTEWATER SERVICES
1:2000 @ A3 - (U16-1000/67.12)

This data is derived from sources outside the control of Rotorua District Council and is for information only

Rotorua District Council 2006. Facsimile 07 346 3143 Telephone 07 348 4199 email mail@rdc.govt.nz

U16-1000/68.11



U16-1000/67.12

Lake Ōkareka

U16-1000/69.12

U16-1000/68.13

This data is derived from sources outside the control of Rotorua District Council and is for information only

Rotorua District Council 2006. Facsimile 07 346 3143 Telephone 07 348 4199 email mail@rdc.govt.nz

U16-1000/69.11



U16-1000/68.12

Lake Ōkareka

U16-1000/70.12

U16-1000/69.13

This data is derived from sources outside the control of Rotorua District Council and is for information only. All dimensions and levels should be verified by physical location on-site.

Rotorua District Council 2006. Facsimile 07 346 3143 Telephone 07 348 4199 email mail@rdc.govt.nz

U16-1000/66.12



U16-1000/65.13

U16-1000/67.13

U16-1000/66.14

This data is derived from sources outside the control of Rotorua District Council and is for information only. All dimensions and levels should be verified by physical location on-site.

Rotorua District Council 2006. Facsimile 07 346 3143 Telephone 07 348 4199 email mail@rdc.govt.nz

U16-1000/67.12






Rotorua District Council 2006. Facsimile 07 346 3143 Telephone 07 348 4199 email mail@rdc.govt.nz

U16-1000/66.13

U16-1000/68.13

U16-1000/67.14

-  Grinder Pump Chamber
-  LP Grinder Pump
-  LPGP Service Line

WASTEWATER SERVICES
1:2000 @ A3 - (U16-1000/67.13)

This data is derived from sources outside the control of Rotorua District Council and is for information only. All dimensions and levels should be verified by physical location on-site.

U16-1000/68.12



U16-1000/67.13

U16-1000/69.13

U16-1000/68.14

This data is derived from sources outside the control of Rotorua District Council and is for information only. All dimensions and levels should be verified by physical location on-site.

Rotorua District Council 2006. Facsimile 07 346 3143 Telephone 07 348 4199 email mail@rdc.govt.nz

U16-1000/69.12



U16-1000/68.13

Lake Ōkareka

U16-1000/70.13

U16-1000/69.14

This data is derived from sources outside the control of Rotorua District Council and is for information only. All dimensions and levels should be verified by physical location on-site.

Rotorua District Council 2006. Facsimile 07 346 3143 Telephone 07 348 4199 email mail@rdc.govt.nz

U16-1000/64.13



U16-1000/63.14

U16-1000/65.14

U16-1000/64.15

This data is derived from sources outside the control of Rotorua District Council and is for information only. All dimensions and levels should be verified by physical location on-site.

Rotorua District Council 2006. Facsimile 07 346 3143 Telephone 07 348 4199 email mail@rdc.govt.nz

U16-1000/65.13



U16-1000/64.14

U16-1000/66.14

U16-1000/65.15

This data is derived from sources outside the control of Rotorua District Council and is for information only. All dimensions and levels should be verified by physical location on-site.

Rotorua District Council 2006. Facsimile 07 346 3143 Telephone 07 348 4199 email mail@rdc.govt.nz

U16-1000/66.13



U16-1000/65.14

U16-1000/67.14

U16-1000/66.15

This data is derived from sources outside the control of Rotorua District Council and is for information only. All dimensions and levels should be verified by physical location on-site.

Rotorua District Council 2006. Facsimile 07 346 3143 Telephone 07 348 4199 email mail@rdc.govt.nz